

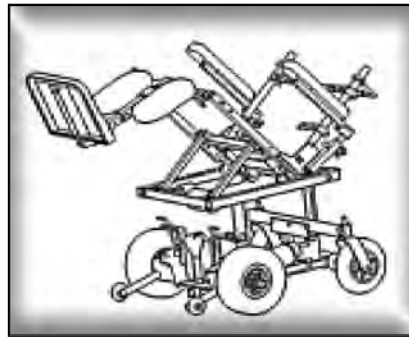
# PaceSaver / Leisure-Lift, Inc. Dealer Order Forms & Price List



**PaceSaver<sup>®</sup>**  
Scooters

**Leisure-Lift<sup>®</sup>**  
Products

**Scout<sup>™</sup>**  
Power Wheelchairs



**EQUALIZER**



**Leisure-Lift, Inc.**  
**MSRP Order Forms & Price Lists**  
Effective January 2014

# TABLE OF CONTENTS

<b>PaceSaver Scooters .....</b>	<b>Pg 1-8</b>
<b>Scout Power Wheelchairs .....</b>	<b>Pg 9-19</b>
<b>Equalizer Tilt Systems .....</b>	<b>Pg 20-34</b>
<b>Custom Order Forms .....</b>	<b>Pg 35-46</b>

**Dealer Account Information**

**Please fill out all information completely**

Account No.: _____ PO#: _____ Dealer: _____ Address: _____ City, State, Zip: _____ Phone: _____ Fax: _____ Contact: _____ Date: _____	Ship to: _____ Address: _____ City/ST/Zip: _____ Phone: _____ Notes: _____ E-Mail Address: _____
--	---

**Order Information**

Quantity _____	Total	\$ _____
Model	PN	MSRP Price
<input type="checkbox"/> <b>FUSION 250</b> 300 lb. capacity, 1 1/4 hp motor, transaxle transmission, 2.5"X9" tires. 22" overall width. off-board charger, MIR 12° K0806	17478	\$3,350
<input type="checkbox"/> <b>FUSION 350</b> 350 lb. capacity, 1 1/4 hp motor, transaxle transmission, 3"X9" tires, off-board charger, MIR 12° K0807	17477	\$3,350
<input type="checkbox"/> <b>FUSION 450</b> 450 lb. capacity. 1 1/4 hp motor, transaxle transmission, 26" overall width. 21" wide seat std, off-board charger, MIR 10° K0807	15085	\$3,555
<input type="checkbox"/> <b>FUSION 500</b> 500 lb. capacity, 1 1/4 hp motor, transaxle transmission, 26" overall width. 21" wide seat std, off-board charger, MIR 8° K0808	15090	\$3,755

**SEATING CHOICES (Check one)**

- Com-For-Back Seat 18" <sup>1</sup>** Std
- 21" Wide Com-For-Back Seat (Std 450/500) \$150
- 23" or under Custom" Com-For-Back Seat <sup>3</sup> \$250
- 24" Custom Com-For-Back Seat <sup>3</sup> \$300
- Solid Wood Base for Com-For-Back Seat (Check one)
  - 16" - 20" w - \$120
  - 21" - 24" w - \$200
- Admiral GPS/FB Seat 18"** \$320
- Admiral GPS/FB Seat 21" (Char vinyl stocked) <sup>3</sup> \$530
- Admiral GPS/FB Custom Size (Max. 24" width) <sup>3</sup> \$770
- Size \_\_\_\_\_
- Choose One:  GPS Style  Full Back Style
- Solid Wood Base for Admiral Seat <sup>3</sup> \$200
- Rehab Cane Seating System (frame only)** \$120
- Heavy-Duty Cane Seating System (frame only) \$200
- Solid Seat Base for Rehab Cane Seating System** \$140
- Minimizer Seating<sup>3</sup>** \$80
- Maxum Seating<sup>3</sup>** \$160
- Gluteal Shelf Seat<sup>3</sup>** \$160

(Call for Custom Seating and Options) 1-800-255-0285

**Order Options**

<b>COLOR - MIRROR GLAZE™ (Check one)</b>	
<input type="checkbox"/> Blue	<input type="checkbox"/> Red <input type="checkbox"/> Black
<b>CONTROLLER (Check one)</b>	
<input type="checkbox"/> RH (Std.)	<input type="checkbox"/> LH \$50
<b>FLAT FREE TIRES</b>	
<input type="checkbox"/> All 3 wheeled scooters	\$120
<b>BATTERIES</b>	
<input type="checkbox"/> U-1 batteries (2 required)	\$160 ea.
<b>FRONT END</b>	
<input type="checkbox"/> Stretch Front End	\$200 (3" Std 450-500)

**FABRIC CHOICES (Check one)**

- Black Velvet
- Gray Velvet  Charcoal Vinyl

**ARMRESTS (Check one) see footnotes below**

- Molded Arm Pads \$Std.
- Adjustable/Removable Arms \$Std.
- Heavy-Duty Adjustable/Removable Arms \$110
- Longer Arm Pads \$15.00ea.
- Adjustable Headrest (Specify Color \_\_\_\_\_) \$60
- Pelvic Strap 60" Std. \$42

**PACESAVER SCOOTER FOOTNOTES:**

- 1 - Adjustable/Removable Arms standard
- 2 - Pelvic Strap Required
- 3 - Custom order form must be filled out- Poss. Extra Lead Time.
- 4 - Rear mounted accessories are not available with type seat.

- YES I want additional accessories listed on back.
- NO I do not want additional accessories list on back.

**(MUST CHECK ONE)**

Your order will NOT be processed unless one of these boxes is checked.

**Call For Custom Order**

**Phone: 1-800-255-0285**

**Fax: 1-913-722-2614**

**www.pacesaver.com**

Account No.: \_\_\_\_\_ PO#: \_\_\_\_\_  
 Dealer: \_\_\_\_\_  
 Address: \_\_\_\_\_  
 City, State, Zip: \_\_\_\_\_  
 Phone: \_\_\_\_\_ Fax: \_\_\_\_\_  
 Contact: \_\_\_\_\_ Date: \_\_\_\_\_

**COMMENTS:** \_\_\_\_\_  
 \_\_\_\_\_  
 \_\_\_\_\_  
 \_\_\_\_\_  
 \_\_\_\_\_  
 \_\_\_\_\_  
 \_\_\_\_\_  
 \_\_\_\_\_

OTHER ACCESSORIES & OPTIONS		
<input type="checkbox"/> Anti-tips (sides) (Std on 450)	16130	\$80
<input type="checkbox"/> Back-up Beeper	10006	\$50
<input type="checkbox"/> Basket - Folding	10701	\$36
<input type="checkbox"/> Cup Holder	14635	\$22
<input type="checkbox"/> Delta Tiller	17367	\$90
<input type="checkbox"/> Delta Pull Throttle	-----	\$50
<input type="checkbox"/> Dual Accessories Mount	17172	\$60
<input type="checkbox"/> Flag	16640	\$40
<input type="checkbox"/> Front Bag	14632	\$50
<input type="checkbox"/> Light Package - Deluxe	17388	\$280
(Includes headlight, tail-lights & turn signals)		
<input type="checkbox"/> Off Cart Charging Harness	14453	\$60
<input type="checkbox"/> On-Board Charger	17515	\$65
<input type="checkbox"/> Oxygen Cylinder Holder	16889	\$150
<input type="checkbox"/> Oxygen Holder - Liquid	Call for Information	
<input type="checkbox"/> Rear View Mirror	12142	\$30
<input type="checkbox"/> Rear View Mirror (Clip On)	17697	\$50
<input type="checkbox"/> Saddle Bag	14633	\$30
<input type="checkbox"/> Tiller Extension	16720	\$50
<input type="checkbox"/> Thumbrest Extension	11406	\$30
<input type="checkbox"/> Walking Cane Holder	10705	\$ 8
<input type="checkbox"/> Walker/Crutch Holder	16938	\$170

**NOTE: HCPCS CODES DO NOT GUARANTEE PAYMENT, NOR SHOULD THEY BE CONSIDERED LEGAL ADVICE!**

**TERMS & CONDITIONS:**

Dealer price: appropriate quantity bracket, single orders shipped complete to one destination. Models can be combined for quantity bracket discount.

**FREIGHT:**

Prepay and add on 1 unit, subject to above.

Free on any combination of two or more scooters and power wheelchairs, excluding batteries, subject to above, Seller's choice, usually UPS. Batteries shipped prepay and add. Subject to above, Sellers choice, usually UPS.

**STANDARD PAYMENT TERMS:**

4% 10, Net 30 days, with approved credit. We also accept Discover, Mastercard, & Visa. Third-party financing available. WAC

**WARRANTY:**

Please see literature for warranty information.

**NOTE:**

Prices may vary depending on location and dealer. Some part numbers may vary depending on option, color, model, or other factors. Option prices apply only when purchased with a scooter. **Please contact PaceSaver customer service to be sure of correct pricing and part numbers.** This price list supersedes all previous price lists.

**Leisure-Lift, Inc.**

1800 Merriam Lane • Kansas City, KS 66106

Phone: 800-255-0285 • Fax: 800-862-8782 • Fax: 913-722-2614

Features, prices and specifications subject to change. Call Leisure-Lift®, Inc. for current information. PaceSaver® and Titan® are registered trademarks of Leisure-Lift®, Inc. Espree, Eclipse, Plus III, Passport, Premier, Altima, Scout, Fusion, Fusion 350, Fusion 450, Boss, Boss 6, Boss 6NS, Boss 6.75, M1, PBR, RF, RF4, RFP3, RFP4, Com-For-Back, Midi-Drive, Soft-Touch, Magnum and Ultimaare trademarks of Leisure-Lift, Inc. ©2005 Leisure-Lift, Inc. All rights reserved.



# Espree Scooters

Page 1 of 2

Fax this MSRP Order Form  
Toll Free to **1-800-862-8782**  
Leisure-Lift, Inc.  
Effective January 2014  
[www.pacesaver.com](http://www.pacesaver.com)

**Call For Custom Order**  
Phone: 1-800-255-0285

Fax: 1-913-722-2614

## Dealer Account Information

***Please fill out all information completely***

Account No.: _____ PO#: _____ Dealer: _____ Address: _____ City, State, Zip: _____ Phone: _____ Fax: _____ Contact: _____ Date: _____	Ship to: _____ Address: _____ City/ST/Zip: _____ Phone: _____ Notes: _____ E-Mail Address: _____
--	---

## Order Information

Quantity _____	Total	\$ _____
Model	PN	MSRP Price
<input type="checkbox"/> <b>ESPREE PREMIER 9" <sup>1</sup></b> 300 lb. capacity, 1 <sup>1/4</sup> hp motor, transaxle transmission, 9" tires, and off-board charger. MIR 12° K0806	15068	\$3,150
<input type="checkbox"/> <b>ESPREE PREMIER 10" <sup>1</sup></b> 300 lb. capacity, 1 <sup>1/4</sup> hp motor, transaxle transmission, 10" tires, and off-board charger. MIR 12° K0806	15068	\$3,150
<input type="checkbox"/> <b>ESPREE TITAN <sup>1</sup></b> 350 lb. capacity, 1 <sup>1/4</sup> hp motor, heavy-duty transaxle transmission and off-board charger. MIR 12° K0807	15057	\$3,354
<input type="checkbox"/> <b>ESPREE ATLAS <sup>2</sup></b> 450 lb. capacity, 1 <sup>1/4</sup> hp motor, heavy-duty transaxle transmission, 21" wide heavy-duty seat and off-board charger. MIR 10° K0807	15035	\$3,550
<input type="checkbox"/> <b>ESPREE ATLAS 5 <sup>2</sup></b> 500 lb. capacity. Similar to Espree Atlas. MIR 8° K0808	15086	\$3,750

**SEATING CHOICES (Check one)**

Com-For-Back Seat 18" <sup>1</sup> Std

21" Wide Com-For-Back Seat (Std 450/500) \$150

23" or under Custom" Com-For-Back Seat <sup>3</sup> \$250

24" Custom Com-For-Back Seat <sup>3</sup> \$300

Solid Wood Base for Com-For-Back Seat (Check one)

16" - 20" w - \$120     21" - 24" w - \$200

---

**Admiral GPS/FB Seat 18"** \$320

Admiral GPS/FB Seat 21" (Char vinyl stocked) <sup>3</sup> \$530

Admiral GPS/FB Custom Size (Max. 24" width) <sup>3</sup> \$770

Size \_\_\_\_\_

Choose One:  GPS Style     Full Back Style

Solid Wood Base for Admiral Seat <sup>3</sup> \$200

**Rehab Cane Seating System (frame only)** \$120

Heavy-Duty Cane Seating System (frame only) \$200

Solid Seat Base for Rehab Cane Seating System \$140

**Minimizer Seating<sup>3</sup>** \$80

**Maxum Seating<sup>3</sup>** \$160

**Gluteal Shelf Seat<sup>3</sup>** \$160

*(Call for Custom Seating and Options) 1-800-255-0285*

## Order Options

**COLOR - MIRROR GLAZE™ (Check one)**

Blue     Red     Black

---

<b>CONTROLLER (Check one)</b> <input type="checkbox"/> RH (Std.) <input type="checkbox"/> LH \$50	<b>FLAT FREE TIRES</b> <input type="checkbox"/> 3 wheel scooters \$120
<b>BATTERIES (2 required)</b> <input type="checkbox"/> U-1 batteries \$160 ea. <input type="checkbox"/> G 22 batteries \$270 ea. (Larger 1 piece cover required, call for price)	<b>STRETCH FRONT END</b> <input type="checkbox"/> Stretch \$200

---

**SEATING ACCESSORIES**

Power Seat <sup>5</sup> Not Available 500# Atlas \$1000

Sliding Seat Not available on Atlas with Power seat ) \$50

Adjustable Headrest (Specify Color \_\_\_\_\_) \$60

Pelvic Strap \$42

**FABRIC CHOICES (Check one)**

Black Velvet

Gray Velvet     Charcoal Vinyl

---

**ARMRESTS (Check one) see footnotes below**

Molded Arm Pads Std.

Adjustable/Removable Arms Std.

Heavy-Duty Adjustable/Removable Arms \$110

Longer Arm Pads \$15.00 ea.

---

Adjustable Headrest(specify color \_\_\_\_\_) \$60

Pelvic Strap 60" std \$42

**PACESAVER SCOOTER FOOTNOTES:**

1 - Adjustable/Removable Arms standard

2 - Pelvic Strap Required

3 - Custom order form must be filled out- Extra Lead Time.

4 - Rear mounted accessories are not available with type seat.

5 - Lift of 5" - 6".

**YES** I want additional accessories listed on back.    **(MUST CHECK ONE)**

**NO** I do not want additional accessories list on back.    **Your order will NOT be processed unless one of these boxes is checked.**



# Espree Scooters

Page 2 of 2

Fax this MSRP Order Form  
Toll Free to **1-800-862-8782**

Leisure-Lift, Inc.

Effective January 2014

**Call For Custom Order**  
Phone: 1-800-255-0285

Fax: 1-913-722-2614

[www.pacesaver.com](http://www.pacesaver.com)

Account No.: \_\_\_\_\_ PO#: \_\_\_\_\_  
 Dealer: \_\_\_\_\_  
 Address: \_\_\_\_\_  
 City, State, Zip: \_\_\_\_\_  
 Phone: \_\_\_\_\_ Fax: \_\_\_\_\_  
 Contact: \_\_\_\_\_ Date: \_\_\_\_\_

**COMMENTS:** \_\_\_\_\_  
 \_\_\_\_\_  
 \_\_\_\_\_  
 \_\_\_\_\_  
 \_\_\_\_\_  
 \_\_\_\_\_  
 \_\_\_\_\_  
 \_\_\_\_\_

OTHER ACCESSORIES & OPTIONS		
<input type="checkbox"/> Anti-tips (sides) (Std on 450)	16130	\$80
<input type="checkbox"/> Back-up Beeper	10006	\$50
<input type="checkbox"/> Basket - Folding	10701	\$36
<input type="checkbox"/> Cup Holder	14635	\$22
<input type="checkbox"/> Delta Tiller	17367	\$90
<input type="checkbox"/> Delta Pull Throttle	-----	\$50
<input type="checkbox"/> Dual Accessories Mount	17172	\$60
<input type="checkbox"/> Flag	16640	\$40
<input type="checkbox"/> Front Bag	14632	\$50
<input type="checkbox"/> Light Package - Deluxe	17388	\$280
(Includes headlight, tail-lights & turn signals)		
<input type="checkbox"/> Off Cart Charging Harness	14453	\$60
<input type="checkbox"/> On-Board Charger	17515	\$65
<input type="checkbox"/> Oxygen Cylinder Holder	16889	\$150
<input type="checkbox"/> Oxygen Holder - Liquid	Call for Information	
<input type="checkbox"/> Rear View Mirror	12142	\$30
<input type="checkbox"/> Rear View Mirror (Clip On)	17697	\$50
<input type="checkbox"/> Saddle Bag	14633	\$30
<input type="checkbox"/> Tiller Extension	16720	\$50
<input type="checkbox"/> Thumbrest Extension	11406	\$30
<input type="checkbox"/> Walking Cane Holder	10705	\$ 8
<input type="checkbox"/> Walker/Crutch Holder	16938	\$170

**NOTE: HCPCS CODES DO NOT GUARANTEE PAYMENT, NOR SHOULD THEY BE CONSIDERED LEGAL ADVICE!**

**TERMS & CONDITIONS:**

Dealer price: appropriate quantity bracket, single orders shipped complete to one destination. Models can be combined for quantity bracket discount.

**FREIGHT:**

Prepay and add on 1 unit, subject to above.  
 Free on any combination of two or more scooters and power wheelchairs, excluding batteries, subject to above, Seller's choice, usually UPS. Batteries shipped prepay and add. Subject to above, Sellers choice, usually UPS.

**STANDARD PAYMENT TERMS:**

4% 10, Net 30 days, with approved credit. We also accept Discover, Mastercard, & Visa. Third-party financing available. WAC

**WARRANTY:**

Please see literature for warranty information.

**NOTE:**

Prices may vary depending on location and dealer. Some part numbers may vary depending on option, color, model, or other factors. Option prices apply only when purchased with a scooter. **Please contact PaceSaver customer service to be sure of correct pricing and part numbers.** This price list supersedes all previous price lists.

## Leisure-Lift, Inc.

1800 Merriam Lane • Kansas City, KS 66106

Phone: 800-255-0285 • Fax: 800-862-8782 • Fax: 913-722-2614

Features, prices and specifications subject to change. Call Leisure-Lift®, Inc. for current information.  
 PaceSaver® and Titan® are registered trademarks of Leisure-Lift®, Inc. Espree, Eclipse, Plus III, Passport, Premier, Altima, Scout, Fusion, Fusion 350, Fusion 450, Boss, Boss 6, Boss 6NS, Boss 6.75, M1, PBR, RF, RF4, RFP3, RFP4, Com-For-Back, Midi-Drive, Soft-Touch, Magnum and Ultimaare trademarks of Leisure-Lift, Inc.  
 ©2005 Leisure-Lift, Inc. All rights reserved.



# Plus III Scooters

Page 1 of 2

Fax this MSRP Order Form  
Toll Free to 1-800-862-8782

Leisure-Lift, Inc.

Effective January 2014

Call For Custom Order

Phone: 1-800-255-0285

Fax: 1-913-722-2614

www.pacesaver.com

## Dealer Account Information

**Please fill out all information completely**

Account No.: _____ PO#: _____ Dealer: _____ Address: _____ City, State, Zip: _____ Phone: _____ Fax: _____ Contact: _____ Date: _____	Ship to: _____ Address: _____ City/ST/Zip: _____ Phone: _____ Notes: _____ E-Mail Address: _____
--	---

## Order Information

Quantity _____	Total \$ _____
Model	PN MSRP Price
<input type="checkbox"/> <b>Plus III Junior</b> 300 lb. capacity, 1 <sup>1/4</sup> hp motor, transaxle transmission, 9" or 10" tires, 18" wide seat, off-board charger, MIR 9° K0806. (Red Only)	15070 \$2,950
<input type="checkbox"/> <b>Plus III Premier 9"/10"</b> <sup>1</sup> 300 lb. capacity, 1 <sup>1/4</sup> hp motor, transaxle transmission, 9" or 10" tires, 18" wide seat, off-board charger, MIR 12° K0806.	15067 \$2,950
<input type="checkbox"/> <b>Plus III Titan</b> <sup>2</sup> 350 lb. capacity, 1 <sup>1/4</sup> hp motor, heavy-duty transaxle transmission. 18" wide seat, off-board charger, MIR 12° K0807.	15063 \$3,154
<input type="checkbox"/> <b>Plus III Atlas</b> <sup>3</sup> 450 lb. capacity, 1 <sup>1/4</sup> hp motor, heavy-duty transaxle transmission, 21" wide heavy-duty seat and off-board charger, MIR 12° K0807.	15083 \$3,350

### SEATING CHOICES (Check one)

- Com-For-Back Seat 18" <sup>1</sup> Std
- 21" Wide Com-For-Back Seat (Std 450/500) \$150
- 23" or under Custom" Com-For-Back Seat <sup>3</sup> \$250
- 24" Custom Com-For-Back Seat <sup>3</sup> \$300
- Solid Wood Base for Com-For-Back Seat (Check one)
  - 16" - 20" w - \$120
  - 21" - 24" w - \$200
- Admiral GPS/FB Seat** 18" \$320
- Admiral GPS/FB Seat 21" (Char vinyl stocked) <sup>3</sup> \$530
- Admiral GPS/FB Custom Size (Max. 24" width) <sup>3</sup> \$770
- Size \_\_\_\_\_
- Choose One:  GPS Style  Full Back Style
- Solid Wood Base for Admiral Seat <sup>3</sup> \$200
- Rehab Cane Seating System** (frame only) \$120
- Heavy-Duty Cane Seating System (frame only) \$200
- Solid Seat Base for Rehab Cane Seating System \$140
- Minimizer Seating**<sup>3</sup> \$80
- Maxum Seating**<sup>3</sup> \$160
- Gluteal Shelf Seat**<sup>3</sup> \$160

(Call for Custom Seating and Options) 1-800-255-0285

## Order Options

<b>COLOR - MIRROR GLAZE™ (Check one)</b>	
<input type="checkbox"/> Blue	<input type="checkbox"/> Red
<input type="checkbox"/> Black	
<b>CONTROLLER (Check one)</b>	<b>FLAT FREE TIRES</b>
<input type="checkbox"/> RH (Std.) <input type="checkbox"/> LH \$50	<input type="checkbox"/> 3 wheel scooters \$120
<b>BATTERIES (2 required)</b>	<b>STRETCH FRONT END</b>
<input type="checkbox"/> U-1 batteries \$160 ea.	<input type="checkbox"/> Stretch \$200
<input type="checkbox"/> G 22 batteries \$270 ea. (Larger 1 piece cover required, call for price) JR, N/A	
<b>SEATING ACCESSORIES</b>	
<input type="checkbox"/> Power Seat <sup>5</sup>	\$1000
<input type="checkbox"/> Sliding Seat (Not available on Atlas with Power seat)	\$50
<input type="checkbox"/> Adjustable Headrest (Specify Color _____)	\$60
<input type="checkbox"/> Pelvic Strap 60" std	\$42
<input type="checkbox"/> 1 piece battery cover(use w/ pwr seat)	n/c

### FABRIC CHOICES (Check one)

- Black Velvet
- Gray Velvet
- Charcoal Vinyl

### ARMRESTS (Check one) see footnotes below

- Molded Arm Pads \$Std.
- Adjustable/Removable Arms \$Std.
- Heavy-Duty Adjustable/Removable Arms \$110
- Longer Arm Pads \$15.00 ea.
- Adjustable Headrest(specify color \_\_\_\_\_) \$60
- Pelvic Strap 60" std \$42

### PACESAVER SCOOTER FOOTNOTES:

- 1 - Adjustable/Removable Arms standard
- 2 - Pelvic Strap Required
- 3 - Custom order form must be filled out- Extra Lead Time.
- 4 - Rear mounted accessories are not available with type seat.
- 5 - Lift of 5" - 6".

- YES I want additional accessories listed on back.
- NO I do not want additional accessories list on back.

**(MUST CHECK ONE)**

Your order will NOT be processed unless one of these boxes is checked.



# Plus III Scooters

Page 2 of 2

Fax this MSRP Order Form  
Toll Free to 1-800-862-8782

Leisure-Lift, Inc.

Effective January 2014

Call For Custom Order

Phone: 1-800-255-0285

Fax: 1-913-722-2614

[www.pacesaver.com](http://www.pacesaver.com)

Account No.: \_\_\_\_\_ PO#: \_\_\_\_\_  
 Dealer: \_\_\_\_\_  
 Address: \_\_\_\_\_  
 City, State, Zip: \_\_\_\_\_  
 Phone: \_\_\_\_\_ Fax: \_\_\_\_\_  
 Contact: \_\_\_\_\_ Date: \_\_\_\_\_

**COMMENTS:** \_\_\_\_\_  
 \_\_\_\_\_  
 \_\_\_\_\_  
 \_\_\_\_\_  
 \_\_\_\_\_  
 \_\_\_\_\_  
 \_\_\_\_\_  
 \_\_\_\_\_

OTHER ACCESSORIES & OPTIONS		
<input type="checkbox"/> Anti-tips (sides) (Std on 450)	16130	\$80
<input type="checkbox"/> Back-up Beeper	10006	\$50
<input type="checkbox"/> Basket - Folding	10701	\$36
<input type="checkbox"/> Cup Holder	14635	\$22
<input type="checkbox"/> Delta Tiller	17367	\$90
<input type="checkbox"/> Delta Pull Throttle	-----	\$50
<input type="checkbox"/> Dual Accessories Mount	17172	\$60
<input type="checkbox"/> Flag	16640	\$40
<input type="checkbox"/> Front Bag	14632	\$50
<input type="checkbox"/> Light Package - Deluxe	17388	\$280
(Includes headlight, tail-lights & turn signals)		
<input type="checkbox"/> Off Cart Charging Harness	14453	\$60
<input type="checkbox"/> On-Board Charger	17515	\$65
<input type="checkbox"/> Oxygen Cylinder Holder	16889	\$150
<input type="checkbox"/> Oxygen Holder - Liquid	Call for Information	
<input type="checkbox"/> Rear View Mirror	12142	\$30
<input type="checkbox"/> Rear View Mirror (Clip On)	17697	\$50
<input type="checkbox"/> Saddle Bag	14633	\$30
<input type="checkbox"/> Tiller Extension	16720	\$50
<input type="checkbox"/> Thumbrest Extension	11406	\$30
<input type="checkbox"/> Walking Cane Holder	10705	\$ 8
<input type="checkbox"/> Walker/Crutch Holder	16938	\$170

**NOTE: HCPCS CODES DO NOT GUARANTEE PAYMENT, NOR SHOULD THEY BE CONSIDERED LEGAL ADVICE!**

**TERMS & CONDITIONS:**

Dealer price: appropriate quantity bracket, single orders shipped complete to one destination. Models can be combined for quantity bracket discount.

**FREIGHT:**

Prepay and add on 1 unit, subject to above.

Free on any combination of two or more scooters and power wheelchairs, excluding batteries, subject to above, Seller's choice, usually UPS. Batteries shipped prepay and add. Subject to above, Sellers choice, usually UPS.

**STANDARD PAYMENT TERMS:**

4% 10, Net 30 days, with approved credit. We also accept Discover, Mastercard, & Visa. Third-party financing available. WAC

**WARRANTY:**

Please see literature for warranty information.

**NOTE:**

Prices may vary depending on location and dealer. Some part numbers may vary depending on option, color, model, or other factors. Option prices apply only when purchased with a scooter. **Please contact PaceSaver customer service to be sure of correct pricing and part numbers.** This price list supersedes all previous price lists.

## Leisure-Lift, Inc.

1800 Merriam Lane • Kansas City, KS 66106

Phone: 800-255-0285 • Fax: 800-862-8782 • Fax: 913-722-2614

Features, prices and specifications subject to change. Call Leisure-Lift®, Inc. for current information. PaceSaver® and Titan® are registered trademarks of Leisure-Lift®, Inc. Espree, Eclipse, Plus III, Passport, Premier, Altima, Scout, Fusion, Fusion 350, Fusion 450, Boss, Boss 6, Boss 6NS, Boss 6.75, M1, PBR, RF, RF4, RFP3, RFP4. Com-For-Back, Midi-Drive, Soft-Touch, Magnum and Ultimaare trademarks of Leisure-Lift, Inc. ©2005 Leisure-Lift, Inc. All rights reserved.



**Dealer Account Information**

**Please fill out all information completely**

Account No.: _____ PO#: _____ Dealer: _____ Address: _____ City, State, Zip: _____ Phone: _____ Fax: _____ Contact: _____ Date: _____	Ship to: _____ Address: _____ City/ST/Zip: _____ Phone: _____ Notes: _____ E-Mail Address: _____
--	---

**Order Information**

Quantity _____	Total	\$ _____
Model	PN	MSRP Price
<input type="checkbox"/> <b>Eclipse Premier (4 Wheel)</b> <sup>1,4</sup> 350 lb. capacity, 1 <sup>1/4</sup> hp motor, heavy-duty transaxle transmission, off-board charger and delta tiller. MIR 12° K0807	15072	\$3,600
<input type="checkbox"/> <b>Eclipse Atlas (4 Wheel)</b> <sup>2,4</sup> 450 lb. capacity, 1 <sup>1/4</sup> hp motor, heavy-duty transaxle transmission, 21" wide heavy-duty seat off-board charger and delta tiller. MIR 10° K0807	15073	\$3,630
<input type="checkbox"/> <b>Eclipse Atlas 5</b> <sup>2</sup> 500 lb. capacity. Similar to Espree Atlas. 21" seat std. MIR 8° K0808	15087	\$3,730

**SEATING CHOICES (Check one)**

- Com-For-Back Seat 18" <sup>1</sup> Std
- 21" Wide Com-For-Back Seat (Std 450/500) \$150
- 23" or under Custom" Com-For-Back Seat <sup>3</sup> \$250
- 24" Custom Com-For-Back Seat <sup>3</sup> \$300
- Solid Wood Base for Com-For-Back Seat (Check one)
  - 16" - 20" w - \$120
  - 21" - 24" w - \$200
- Admiral GPS/FB Seat** 18" \$320
- Admiral GPS/FB Seat 21" (Char vinyl stocked) <sup>3</sup> \$530
- Admiral GPS/FB Custom Size (Max. 24" width) <sup>3</sup> \$770
- Size \_\_\_\_\_
- Choose One:  GPS Style  Full Back Style
- Solid Wood Base for Admiral Seat <sup>3</sup> \$200
- Rehab Cane** Seating System (frame only) \$120
- Heavy-Duty Cane Seating System (frame only) \$200
- Solid Seat Base for Rehab Cane Seating System \$140
- Minimizer Seating**<sup>3</sup> \$80
- Maxum Seating**<sup>3</sup> \$160
- Gluteal Shelf Seat**<sup>3</sup> \$160

(Call for Custom Seating and Options) 1-800-255-0285

**Order Options**

<b>COLOR - MIRROR GLAZE™ (Check one)</b>	
<input type="checkbox"/> Blue	<input type="checkbox"/> Red <input type="checkbox"/> Black
<b>CONTROLLER ((Check one)</b>	<b>FLAT FREE TIRES</b>
<input type="checkbox"/> RH (Std.) <input type="checkbox"/> LH \$50	<input type="checkbox"/> 4 wheel scooters \$160
<b>BATTERIES (2 required)</b>	
<input type="checkbox"/> U-1 batteries \$160ea.	
<input type="checkbox"/> G 22 batteries \$270 ea. (Larger 1 piece cover required, call for price)	
<b>SEATING ACCESSORIES</b>	
<input type="checkbox"/> Power Seat <sup>5</sup> Not available on 500# Atlas	\$1000
<input type="checkbox"/> Sliding Seat (Not available on Atlas with Power seat )	\$50
<input type="checkbox"/> Adjustable Headrest (Specify Color _____)	\$60
<input type="checkbox"/> Pelvic Strap 60" std	\$42

**FABRIC CHOICES (Check one)**

- Black Velvet
- Gray Velvet  Charcoal Vinyl

**ARMRESTS (Check one) see footnotes below**

- Molded Arm Pads \$Std.
- Adjustable/Removable Arms \$Std.
- Heavy-Duty Adjustable/Removable Arms \$110
- Longer Arm Pads \$15.00 ea.
- Adjustable Headrest(specify color \_\_\_\_\_) \$60
- Pelvic Strap 60" std \$42

**PACESAVER SCOOTER FOOTNOTES:**

- 1 - Adjustable/Removable Arms standard
- 2 - Pelvic Strap Required
- 3 - Custom order form must be filled out- Extra Lead Time.
- 4 - Rear mounted accessories are not available with type seat.
- 5 - Lift of 5" - 6".

**YES** I want additional accessories listed on back.  
 **NO** I do not want additional accessories list on back.

**(MUST CHECK ONE)**

**Your order will NOT be processed unless one of these boxes is checked.**



# Eclipse Scooters

Page 2 of 2

Fax this MSRP Order Form  
Toll Free to **1-800-862-8782**  
Leisure-Lift, Inc.  
Effective January 2014  
[www.pacesaver.com](http://www.pacesaver.com)

**Call For Custom Order**  
Phone: **1-800-255-0285**

Fax: **1-913-722-2614**

Account No.: \_\_\_\_\_ PO#: \_\_\_\_\_  
Dealer: \_\_\_\_\_  
Address: \_\_\_\_\_  
City, State, Zip: \_\_\_\_\_  
Phone: \_\_\_\_\_ Fax: \_\_\_\_\_  
Contact: \_\_\_\_\_ Date: \_\_\_\_\_

**COMMENTS:** \_\_\_\_\_  
\_\_\_\_\_  
\_\_\_\_\_  
\_\_\_\_\_  
\_\_\_\_\_  
\_\_\_\_\_  
\_\_\_\_\_

OTHER ACCESSORIES & OPTIONS		
<input type="checkbox"/> Anti-tips (sides) (Std on 450)	16130	\$80
<input type="checkbox"/> Back-up Beeper	10006	\$50
<input type="checkbox"/> Basket - Folding	10701	\$36
<input type="checkbox"/> Cup Holder	14635	\$22
<input type="checkbox"/> Delta Tiller	17367	\$90
<input type="checkbox"/> Delta Pull Throttle	-----	\$50
<input type="checkbox"/> Dual Accessories Mount	17172	\$60
<input type="checkbox"/> Flag	16640	\$40
<input type="checkbox"/> Front Bag	14632	\$50
<input type="checkbox"/> Light Package - Deluxe	17388	\$280
(Includes headlight, tail-lights & turn signals)		
<input type="checkbox"/> Off Cart Charging Harness	14453	\$60
<input type="checkbox"/> On-Board Charger	17515	\$65
<input type="checkbox"/> Oxygen Cylinder Holder	16889	\$150
<input type="checkbox"/> Oxygen Holder - Liquid	Call for Information	
<input type="checkbox"/> Rear View Mirror (Clip On)	17697	\$50
<input type="checkbox"/> Saddle Bag	14633	\$30
<input type="checkbox"/> Tiller Extension	16720	\$50
<input type="checkbox"/> Thumbrest Extension	11406	\$30
<input type="checkbox"/> Walking Cane Holder	10705	\$ 8
<input type="checkbox"/> Walker/Crutch Holder	16938	\$170

**NOTE: HCPCS CODES DO NOT GUARANTEE PAYMENT, NOR SHOULD THEY BE CONSIDERED LEGAL ADVICE!**

**TERMS & CONDITIONS:**

Dealer price: appropriate quantity bracket, single orders shipped complete to one destination. Models can be combined for quantity bracket discount.

**FREIGHT:**

Prepay and add on 1 unit, subject to above.

Free on any combination of two or more scooters and power wheelchairs, excluding batteries, subject to above, Seller's choice, usually UPS. Batteries shipped prepay and add. Subject to above, Sellers choice, usually UPS.

**STANDARD PAYMENT TERMS:**

4% 10, Net 30 days, with approved credit. We also accept Discover, Mastercard, & Visa. Third-party financing available. WAC

**WARRANTY:**

Please see literature for warranty information.

**NOTE:**

Prices may vary depending on location and dealer. Some part numbers may vary depending on option, color, model, or other factors. Option prices apply only when purchased with a scooter. **Please contact PaceSaver customer service to be sure of correct pricing and part numbers.** This price list supersedes all previous price lists.

**Leisure-Lift, Inc.**  
1800 Merriam Lane • Kansas City, KS 66106  
Phone: 800-255-0285 • Fax: 800-862-8782 • Fax: 913-722-2614

Features, prices and specifications subject to change. Call Leisure-Lift®, Inc. for current information.  
PaceSaver® and Titan® are registered trademarks of Leisure-Lift®, Inc. Espree, Eclipse, Plus III, Passport, Premier, Altima, Scout, Fusion, Fusion 350, Fusion 450, Boss, Boss 6, Boss 6NS, Boss 6.75, M1, PBR, RF, RF4, RFP3, RFP4. Com-For-Back, Midi-Drive, Soft-Touch, Magnum and Ultimaare trademarks of Leisure-Lift, Inc.  
©2005 Leisure-Lift, Inc. All rights reserved.



**Scout**  
Page 1 of 1

Fax this MSRP Order Form  
Toll Free to **1-800-862-8782**

Leisure-Lift, Inc.

Effective January 2014

**Call For Custom Order**  
Phone: **1-800-255-0285**

Fax: **1-913-722-2614**  
[www.pacesaver.com](http://www.pacesaver.com)

**Dealer Account Information**

**Please fill out all information completely**

Account No.: _____ PO#: _____ Dealer: _____ Address: _____ City, State, Zip: _____ Phone: _____ Fax: _____ Contact: _____ Date: _____	Ship to: _____ Address: _____ City/ST/Zip: _____ Phone: _____ Notes: _____ E-Mail Address: _____
--	---

Quantity _____	Total \$ _____
<b>Model 81121A</b>	<b>MSRP Price</b>
<input type="checkbox"/> <b>Scout CC Midi-Drive PWC</b>	<b>\$5,400</b>
300 lb. weight capacity, 9° MIR, Programmable, K0849 Independent /adjustable suspension	
<input type="checkbox"/> <b>Scout SS Midi-Drive PWC</b>	<b>\$5,400</b>
300 lb. weight capacity, 9° MIR, Programmable, K0848 Independent /adjustable suspension	
<b>COLOR - MIRROR GLAZE™ (Check one)</b>	
<input type="checkbox"/> Blue <input type="checkbox"/> Red <input type="checkbox"/> Black	
<b>CONTROLLER (Check one)</b>	
<input type="checkbox"/> Right Hand      Std.	<input type="checkbox"/> Left Hand      NC
<input type="checkbox"/> Retractable      \$199	<input type="checkbox"/> Attendant      \$600
<input type="checkbox"/> Rear Mounted      \$100	
<b>TIRES (Check one)</b>	
<input type="checkbox"/> Pneumatic	Std.
<input type="checkbox"/> Foam Filled - Flat Free	\$160
<b>LEG RIGGINGS</b>	
<input type="checkbox"/> <b>Bracket for mounting ELR/SWF (required)</b>	<b>\$90</b>
<input type="checkbox"/> Elevating Leg Rests (each)	\$160
<input type="checkbox"/> Elevating Leg Rest Buttons (Pair)	\$80
<input type="checkbox"/> Swing Away/Detachable Foot Rests (each)	\$120
<input type="checkbox"/> Foot Plate when ordered with ELR/SWF	\$200
<input type="checkbox"/> Height Adjustable Foot Plate	\$40
<input type="checkbox"/> 3" Longer Foot Plate	\$130
<input type="checkbox"/> Heel Straps (each)	\$25
<input type="checkbox"/> Amputee Support <input type="checkbox"/> Single \$200 <input type="checkbox"/> Double \$360	
<b>(Call For Custom Foot Plate)</b>	
<b>BATTERIES</b>	
<input type="checkbox"/> Group 22 (each - 2 required)	81129      \$270

<b>SEATING ACCESSORIES</b>	
<input type="checkbox"/> Power Seat <sup>6</sup>	\$1070
<input type="checkbox"/> Adjustable Headrest (Specify Color _____)	\$60
<input type="checkbox"/> Extra Long Pelvic Strap	\$42
<b>FABRIC CHOICES (Check one)</b>	
<input type="checkbox"/> Black Velvet <input type="checkbox"/> Charcoal Vinyl <input type="checkbox"/> Gray Velvet	

<b>SEATING CHOICES (Check one)</b>	
<input type="checkbox"/> Com-For-Back Seat 18" w x 18" deep <sup>3</sup>	Std
<input type="checkbox"/> 21" Wide Com-For-Back Seat <sup>3</sup>	\$150
<input type="checkbox"/> 24" Custom Com-For-Back Seat <sup>3, 4, 7</sup>	\$300
<input type="checkbox"/> Size _____	
<b>(Custom order form must be filled out - Extra Lead Time)</b>	
<input type="checkbox"/> Solid Wood Base for Com-For-Back Seat <sup>7</sup>	\$250
<b>(Custom order form must be filled out - Extra Lead Time)</b>	
<input type="checkbox"/> Admiral GPS/FB 50° Recline (18" x 18") <sup>5</sup>	\$320
<input type="checkbox"/> Admiral GPS/FB 50° Recline (21" x 21") <sup>5</sup>	\$530
<input type="checkbox"/> Admiral's (GPS/FB 24" x 21")	\$590
<input type="checkbox"/> Admiral GPS/FB Seat Custom Size <sup>3, 7</sup> (Max.30" width)	\$770
<input type="checkbox"/> Size _____	
Choose One: <input type="checkbox"/> GPS Style <input type="checkbox"/> Full Back Style	
<b>(Custom order form must be filled out - Extra Lead Time)</b>	
<input type="checkbox"/> Solid Wood Base for Admiral Seat <sup>7</sup>	\$250
<input type="checkbox"/> Rehab Cane Seating System (frame only) <sup>3, 5, 7</sup>	\$120
<input type="checkbox"/> Solid Seat Base for Rehab Cane Seating System <sup>7</sup>	\$140
<input type="checkbox"/> Minimizer Seating	\$80
<input type="checkbox"/> Maxum Seating	\$160
<input type="checkbox"/> Gluteal Shelf Seat	\$160
<b>(Call for Custom Seating and Options) 1-800-255-0285</b>	

<b>ARMRESTS (Check one) see footnotes below</b>	
<input type="checkbox"/> Removable Fixed Height Arms	NC
<input type="checkbox"/> Adjustable/Removable Arms	Std.
<input type="checkbox"/> Heavy-Duty Adjustable/Removable Arms	\$110
<input type="checkbox"/> Longer Arm Pads - 14"	\$15.00 ea.

<b>OTHER ACCESSORIES &amp; OPTIONS</b>	
<input type="checkbox"/> Basket - Folding	81151      \$36
<input type="checkbox"/> Cup Holder	81163      \$22
<input type="checkbox"/> Flag	16640      \$40
<input type="checkbox"/> Front Bag	81166      \$50
<input type="checkbox"/> Oxygen Cylinder Holder	81776      \$150
<input type="checkbox"/> Saddle Bag	81165      \$30
<input type="checkbox"/> Walking Cane Holder	81200      \$8
<input type="checkbox"/> Walker/Crutch Holder	81789      \$170
<input type="checkbox"/> Dual Access Mount	17172      \$60

<b>PACESAVER POWER CHAIR FOOTNOTES</b>	
1 - Removable Fixed Height Arms standard	
2 - Heavy-Duty Adjustable/Removable arms standard	
3 - Adjustable/Removable Arms standard	
4 - Longer Pelvic Strap included	
5 - Rear mounted accessories are not available with type seat.	
6 - Lift of 5" - 6".	
7 - Custom order form must be filled out- Extra Lead Time.	



# BOSS 4.5

Page 1 of 1

Fax: 1-913-722-2614

[www.pacesaver.com](http://www.pacesaver.com)

Fax this MSRP Order Form

Toll Free to 1-800-862-8782

Leisure-Lift, Inc.

Effective January 2014

Call For Custom Order

Phone: 1-800-255-0285

## Dealer Account Information

Please fill out all information completely

Account No.: \_\_\_\_\_ PO#: \_\_\_\_\_  
 Dealer: \_\_\_\_\_  
 Address: \_\_\_\_\_  
 City, State, Zip: \_\_\_\_\_  
 Phone: \_\_\_\_\_ Fax: \_\_\_\_\_  
 Contact: \_\_\_\_\_ Date: \_\_\_\_\_

Ship to: \_\_\_\_\_  
 Address: \_\_\_\_\_  
 City/ST/Zip: \_\_\_\_\_  
 Phone: \_\_\_\_\_  
 Notes: \_\_\_\_\_  
 E-Mail Address: \_\_\_\_\_

Quantity _____	Total \$ _____
<b>Model 82348</b>	<b>MSRP Price</b>
<input type="checkbox"/> Scout BOSS 4.5 CC Midi-Drive PWC	<b>\$7,309</b>
450 lb. weight capacity, 7° MIR, Programmable. K0825	
<input type="checkbox"/> Scout BOSS 4.5 SS Midi-Drive PWC	<b>\$7,309</b>
450 lb. weight capacity, 7° MIR, Programmable. K0824	
<b>COLOR - MIRROR GLAZE™ (Check one)</b>	
<input type="checkbox"/> Blue	<input type="checkbox"/> Red
<input type="checkbox"/> Black	
<b>CONTROLLER (Check one)</b>	
<input type="checkbox"/> Right Hand Std.	<input type="checkbox"/> Left Hand NC
<input type="checkbox"/> Retractable \$199	<input type="checkbox"/> Attendant \$600
<input type="checkbox"/> Rear Mounted \$100	
<b>TIRES (Check one)</b>	
<input type="checkbox"/> Pneumatic	Std.
<input type="checkbox"/> Foam Filled - Flat Free	\$160
<b>LEG RIGGINGS</b>	
<input type="checkbox"/> Bracket for mounting ELR/SWF (required)	<b>\$90</b>
<input type="checkbox"/> Heavy-Duty Elevating Leg Rests (each)	\$210
<input type="checkbox"/> Heavy Duty Power ELR (each)	\$450
<input type="checkbox"/> Bracket for Pwr ELR (2 required) (each)	\$ 50
<input type="checkbox"/> HD Swing Away/Detachable Foot Rests (each)	\$120
<input type="checkbox"/> Elevating Leg Rest Buttons (Pair)	\$80
<input type="checkbox"/> Foot Plate when ordered with ELR/SWF	\$200
<input type="checkbox"/> Stanza Powered Anti-tips	\$700
<input type="checkbox"/> Heel Straps (each)	\$25
<input type="checkbox"/> Amputee Support <input type="checkbox"/> Single \$200 <input type="checkbox"/> Double \$360	
<input type="checkbox"/> 3" Longer Foot Plate	\$130
<input type="checkbox"/> Custom Foot Plate	<b>CALL</b>
<b>BATTERIES</b>	
<input type="checkbox"/> Group 24 (each - 2 required) 81673	\$340
<b>SEATING ACCESSORIES</b>	
<input type="checkbox"/> Power Seat <sup>4</sup>	\$1348
<input type="checkbox"/> Adjustable Headrest (Specify Color _____)	\$60
<b>FABRIC CHOICES (Check one)</b>	
<input type="checkbox"/> Black Velvet	<input type="checkbox"/> Gray Velvet
<input type="checkbox"/> Charcoal Vinyl	

<b>SEATING CHOICES (Check one)</b>		
<input type="checkbox"/> Admiral GPS/FB 21" w x 21" deep <sup>3</sup>	Std.	
<input type="checkbox"/> Admiral's GPS/FB 24" x 21"	\$590	
<input type="checkbox"/> Admiral GPS/FB Custom Size (Max 28" width) <sup>5</sup>	\$770	
<input type="checkbox"/> Size _____ <input type="checkbox"/> GPS Style <input type="checkbox"/> FullBack Style		
(Custom order form must be filled out - Extra Lead Time)		
<input type="checkbox"/> Solid Wood Base for Admiral Seat <sup>7</sup>	\$250	
<input type="checkbox"/> Custom Com-For-Back Seat <sup>1,3</sup>	\$300	
<input type="checkbox"/> Size _____		
(Custom order form must be filled out - Extra Lead Time)		
<input type="checkbox"/> Solid Wood Base for Com-For-Back Seat <sup>7</sup>	\$250	
<input type="checkbox"/> Size _____		
(Custom order form must be filled out - Extra Lead Time)		
<input type="checkbox"/> Heavy-Duty Cane Seating System (frame only) <sup>3,5,7</sup>	\$300	
<input type="checkbox"/> Solid Seat Base for Cane Seating System <sup>7</sup>	\$200	
<input type="checkbox"/> Minimizer Seating	\$80	
<input type="checkbox"/> Maxum Seating	\$160	
<input type="checkbox"/> Gluteal Shelf Seat	\$160	
(Call for Custom Seating and Options) 1-800-255-0285		
<b>ARMRESTS (Check one) see footnotes below</b>		
<input type="checkbox"/> Heavy-Duty Adjustable Height Arms	\$ 80	
<input type="checkbox"/> Longer Arm Pads - 14"	\$15.00 ea.	
<b>OTHER ACCESSORIES &amp; OPTIONS</b>		
<input type="checkbox"/> Basket - Folding	81151	\$36
<input type="checkbox"/> Cup Holder	81163	\$22
<input type="checkbox"/> Flag	16640	\$40
<input type="checkbox"/> Front Bag	81166	\$50
<input type="checkbox"/> Oxygen Cylinder Holder	81776	\$150
<input type="checkbox"/> Saddle Bag	81165	\$30
<input type="checkbox"/> Tie Down Anchor Points		\$160
<input type="checkbox"/> Walking Cane Holder	81200	\$8
<input type="checkbox"/> Walker/Crutch Holder	81789	\$170
<b>PACESAVER POWER CHAIR FOOTNOTES:</b>		
1 - Removable Fixed Height Arms standard		
2 - Heavy-Duty Adjustable/Removable arms standard		
3 - Adjustable/Removable Arms standard		
4 - Longer Pelvic Strap included		
5 - Rear mounted accessories are not available with type seat.		
6 - Lift of 5" - 6".		
7 - Custom order form must be filled out- Extra Lead Time.		
8 - Power HD ELR's Available. Call For Price		



# BOSS 6

Page 1 of 1

Fax: 1-913-722-2614

[www.pacesaver.com](http://www.pacesaver.com)

Fax this MSRP Order Form  
Toll Free to **1-800-862-8782**

Leisure-Lift, Inc.

Effective January 2014

**Call For Custom Order**

Phone: 1-800-255-0285

## Dealer Account Information

**Please fill out all information completely**

Account No.: _____ PO#: _____ Dealer: _____ Address: _____ City, State, Zip: _____ Phone: _____ Fax: _____ Contact: _____ Date: _____	Ship to: _____ Address: _____ City/ST/Zip: _____ Phone: _____ Notes: _____ E-Mail Address: _____
--	---

Quantity _____	Total \$ _____
<b>Model 82628</b>	<b>MSRP Price</b>
<input type="checkbox"/> <b>Scout Boss 6 CC PWC</b>	<b>\$12,060</b>
600 lb. weight capacity, Midi Drive, 7° MIR, Programmable, Heavy duty spring suspension, K0853	
<input type="checkbox"/> <b>Scout Boss 6 SS PWC</b>	<b>\$12,060</b>
600 lb. weight capacity, Midi Drive, 7° MIR, Programmable, Heavy duty spring suspension, K0852	
<b>COLOR - MIRROR GLAZE™ (Check one)</b>	
<input type="checkbox"/> Blue <input type="checkbox"/> Red <input type="checkbox"/> Black	
<b>CONTROLLER (Check one)</b>	
<input type="checkbox"/> Right Hand Std. <input type="checkbox"/> Left Hand NC <input type="checkbox"/> Retractable \$199 <input type="checkbox"/> Attendant \$600 <input type="checkbox"/> Rear Mounted \$100	
<b>TIRES (Check one)</b>	
<input type="checkbox"/> Pneumatic NC <input type="checkbox"/> Flat Free Std.	
<b>LEG RIGGINGS</b>	
<input type="checkbox"/> <b>Bracket for mounting ELR/SWF (required)</b>	<b>\$90</b>
<input type="checkbox"/> Heavy-Duty Elevating Leg Rests (each)	\$210
<input type="checkbox"/> Heavy Duty Power ELRs (each)	\$450
<input type="checkbox"/> Bracket for Pwr ELRs (2 required) (each)	\$50
<input type="checkbox"/> Elevating Leg Rest Buttons (Pair)	\$80
<input type="checkbox"/> HD Swing Away/Detachable Foot Rests (each)	\$120
<input type="checkbox"/> Foot Plate when ordered with ELR/SWF	\$200
<input type="checkbox"/> 3" Longer Footplate	\$130
<input type="checkbox"/> Heel Straps (each)	\$25
<input type="checkbox"/> Amputee Support <input type="checkbox"/> Single \$200 <input type="checkbox"/> Double	\$360
<input type="checkbox"/> Stanza Powered Anti-Tips	\$700
<input type="checkbox"/> Custom Footplates	CALL
<input type="checkbox"/> Power HD ELR's   Center Mount Foot Plate Avail	CALL
<b>BATTERIES</b>	
<input type="checkbox"/> Group 24 (each - 2 required) 81673	\$340
<b>SEATING ACCESSORIES</b>	
<input type="checkbox"/> Adjustable Headrest (Specify Color _____ )	\$60
<input type="checkbox"/> Tie Down Anchor Points	\$160
<b>FABRIC CHOICES (Check one)</b>	
<input type="checkbox"/> Black Velvet <input type="checkbox"/> Gray Velvet <input type="checkbox"/> Charcoal Vinyl	

<b>SEATING CHOICES (Check one)</b>	
<input type="checkbox"/> Com-For-Back Seat 24" w x 21" deep <sup>3</sup>	Std
<input type="checkbox"/> Custom Com-For-Back Seat <sup>3, 4, 7</sup>	\$300
<input type="checkbox"/> Size _____	
<i>(Custom order form must be filled out - Extra Lead Time)</i>	
<input type="checkbox"/> Solid Wood Base for Com-For-Back Seat <sup>7</sup>	\$250
<i>(Custom order form must be filled out - Extra Lead Time)</i>	
<input type="checkbox"/> Admiral's GPS/FB 24" x 21"	\$590
<input type="checkbox"/> Admiral's GPS/FB Custom Size <sup>3, 7</sup> (Max.30"width)	\$770
<input type="checkbox"/> Size _____	
Choose One: <input type="checkbox"/> GPS Style <input type="checkbox"/> Full Back Style	
<i>(Custom order form must be filled out - Extra Lead Time)</i>	
<input type="checkbox"/> Solid Wood Base for Admiral Seat <sup>7</sup>	\$250
<input type="checkbox"/> Heavy-Duty Cane Seating System (frame only) <sup>3, 5, 7</sup>	\$200
<input type="checkbox"/> Solid Seat Base for Rehab Cane Seating System <sup>7</sup>	\$140
<input type="checkbox"/> Minimizer Seating	\$80
<input type="checkbox"/> Gluteal Shelf Seat	\$160
<i>(Call for Custom Seating and Options) 1-800-255-0285</i>	
<b>ARMRESTS (Check one) see footnotes below</b>	
<input type="checkbox"/> Heavy-Duty Adjustable Height Arms	\$ 80
<input type="checkbox"/> Longer Arm Pads - 14"	\$15 ea
<b>OTHER ACCESSORIES &amp; OPTIONS</b>	
<input type="checkbox"/> Basket - Folding	81151      \$36
<input type="checkbox"/> Cup Holder	81163      \$22
<input type="checkbox"/> Dual Accessories Mount	17172      \$60
<input type="checkbox"/> Flag	16640      \$40
<input type="checkbox"/> Front Bag	81166      \$50
<input type="checkbox"/> Oxygen Cylinder Holder	81776      \$150
<input type="checkbox"/> Saddle Bag	81165      \$30
<input type="checkbox"/> Walking Cane Holder	81200      \$8
<input type="checkbox"/> Walker/Crutch Holder	81789      \$170
<b>PACESAVER POWER CHAIR FOOTNOTES:</b>	
1 - Removable Fixed Height Arms standard	
2 - Heavy-Duty Adjustable/Removable arms standard	
3 - Adjustable/Removable Arms standard	
4 - Longer Pelvic Strap included	
5 - Rear mounted accessories are not available with type seat.	
6 - Lift of 5" - 6".	
7 - Custom order form must be filled out- Extra Lead Time.	



**Call For Custom Order**  
Phone: 1-800-255-0285

**Dealer Account Information**

**Please fill out all information completely**

Account No.: _____ PO#: _____ Dealer: _____ Address: _____ City, State, Zip: _____ Phone: _____ Fax: _____ Contact: _____ Date: _____	Ship to: _____ Address: _____ City/ST/Zip: _____ Phone: _____ Notes: _____ E-Mail Address: _____
--	---

<b>Quantity</b> _____	<b>Total \$</b> _____
<b>Model 82250</b>	<b>MSRP Price</b>
<input type="checkbox"/> <b>Scout Boss 6 NS/CC PWC</b>	<b>\$7,560</b>
600 lb. weight capacity, Midi Drive, 7° MIR, Programmable. 1 piece frame without suspension. K0827	
<input type="checkbox"/> <b>Scout Boss 6 NS/SS PWC</b>	<b>\$7,560</b>
600 lb. weight capacity, Midi Drive, 7° MIR, Programmable. 1 piece frame without suspension. K0826	
<b>COLOR - MIRROR GLAZE™ (Check one)</b>	
<input type="checkbox"/> Blue <input type="checkbox"/> Red <input type="checkbox"/> Black	
<b>CONTROLLER (Check one)</b>	
<input type="checkbox"/> Right Hand Std. <input type="checkbox"/> Left Hand NC <input type="checkbox"/> Retractable \$199 <input type="checkbox"/> Attendant \$600 <input type="checkbox"/> Rear Mount \$100	
<b>TIRES (Check one)</b>	
<input type="checkbox"/> Pneumatic NC <input type="checkbox"/> Flat Free Std.	

<b>LEG RIGGINGS</b>	
<input type="checkbox"/> <b>Bracket for mounting ELR/SWF (required)</b>	<b>\$90</b>
<input type="checkbox"/> Heavy-Duty Elevating Leg Rests (each)	\$210
<input type="checkbox"/> Heavy Duty Power ELR (each)	\$450
<input type="checkbox"/> Bracket for Pwr ELR (2 required) (each)	\$50
<input type="checkbox"/> Elevating Leg Rest Buttons (Pair)	\$80
<input type="checkbox"/> HD Swing Away/Detachable Foot Rests (each)	\$120
<input type="checkbox"/> Foot Plate when ordered with ELR/SWF	\$200
<input type="checkbox"/> Heel Straps (each)	\$25
<input type="checkbox"/> Amputee Support <input type="checkbox"/> Single \$200 <input type="checkbox"/> Double	\$360
<input type="checkbox"/> 3" Longer Footplate	\$130
<input type="checkbox"/> Stanza Powered Anti-Tips	\$700
<input type="checkbox"/> Custom Footplates	CALL
<input type="checkbox"/> Power HD ELR's   Center Mount Foot Plate Avail	CALL

<b>BATTERIES</b>	
<input type="checkbox"/> Group 24 (each - 2 required)      81673	<b>\$340</b>

<b>SEATING ACCESSORIES</b>	
<input type="checkbox"/> Adjustable Headrest (Specify Color _____)	<b>\$60</b>
<input type="checkbox"/> Tie Down Anchor Points	<b>\$160</b>

<b>FABRIC CHOICES (Check one)</b>	
<input type="checkbox"/> Black Velvet <input type="checkbox"/> Gray Velvet <input type="checkbox"/> Charcoal Vinyl	

<b>SEATING CHOICES (Check one)</b>	
<input type="checkbox"/> Com-For-Back Seat 24" w x 21" deep <sup>3</sup>	Std
<input type="checkbox"/> Custom Com-For-Back Seat <sup>3, 4, 7</sup>	\$300
<input type="checkbox"/> Size _____	
(Custom order form must be filled out - Extra Lead Time)	
<input type="checkbox"/> Solid Wood Base for Com-For-Back Seat <sup>7</sup>	\$250
(Custom order form must be filled out - Extra Lead Time)	
<input type="checkbox"/> Admiral's GPS/FB 24" x 21"	\$590
<input type="checkbox"/> Admiral GPS/FB Custom Size <sup>3, 7</sup> (Max 30" width)	\$770
<input type="checkbox"/> Size _____	
Choose One: <input type="checkbox"/> GPS Style <input type="checkbox"/> Full Back Style	
(Custom order form must be filled out - Extra Lead Time)	
<input type="checkbox"/> Solid Wood Base for Admiral Seat <sup>7</sup>	\$250
<input type="checkbox"/> Heavy-Duty Cane Seating System (frame only) <sup>3, 5, 7</sup>	\$200
<input type="checkbox"/> Solid Seat Base for Rehab Cane Seating System <sup>7</sup>	\$140
<input type="checkbox"/> Minimizer Seating	\$80
<input type="checkbox"/> Gluteal Shelf Seat	\$160
(Call for Custom Seating and Options) 1-800-255-0285	

<b>ARMRESTS (Check one) see footnotes below</b>	
<input type="checkbox"/> Heavy-Duty Adjustable Height Arms	\$ 80
<input type="checkbox"/> Longer Arm Pads - 14"	\$15 ea

<b>OTHER ACCESSORIES &amp; OPTIONS</b>		
<input type="checkbox"/> Basket - Folding	81151	\$36
<input type="checkbox"/> Cup Holder	81163	\$22
<input type="checkbox"/> Dual Accessories Mount	17172	\$60
<input type="checkbox"/> Flag	16640	\$40
<input type="checkbox"/> Front Bag	81166	\$50
<input type="checkbox"/> Oxygen Cylinder Holder	81776	\$150
<input type="checkbox"/> Saddle Bag	81165	\$30
<input type="checkbox"/> Walking Cane Holder	81200	\$8
<input type="checkbox"/> Walker/Crutch Holder	81789	\$170

<b>PACESAVER POWER CHAIR FOOTNOTES:</b>	
1 - Removable Fixed Height Arms standard	
2 - Heavy-Duty Adjustable/Removable arms standard	
3 - Adjustable/Removable Arms standard	
4 - Longer Pelvic Strap included	
5 - Rear mounted accessories are not available with type seat.	
6 - Lift of 5" - 6".	
7 - Custom order form must be filled out- Extra Lead Time.	



# BOSS 6.75

Page 1 of 1

Fax: 1-913-722-2614

[www.pacesaver.com](http://www.pacesaver.com)

Fax this MSRP Order Form  
Toll Free to 1-800-862-8782

Leisure-Lift, Inc.

Effective January 2014

**Call For Custom Order**  
Phone: 1-800-255-0285

## Dealer Account Information

**Please fill out all information completely**

Account No.: _____ PO#: _____ Dealer: _____ Address: _____ City, State, Zip: _____ Phone: _____ Fax: _____ Contact: _____ Date: _____	Ship to: _____ Address: _____ City/ST/Zip: _____ Phone: _____ Notes: _____ E-Mail Address: _____
--	---

Quantity _____	Total \$ _____
<b>Model 82062</b>	<b>MSRP Price</b>
<input type="checkbox"/> <b>Scout Boss 6.75 CC PWC</b>	<b>\$12,560</b>
675 lb. weight capacity, Midi Drive, 7° MIR, Programmable, Heavy duty spring suspension frame. K0855	
<input type="checkbox"/> <b>Scout Boss 6.75 SS PWC</b>	<b>\$12,560</b>
675 lb. weight capacity, Midi Drive, 7° MIR, Programmable, Heavy duty spring suspension frame. K0854	
<b>COLOR - MIRROR GLAZE™ (Check one)</b>	
<input type="checkbox"/> Blue <input type="checkbox"/> Red <input type="checkbox"/> Black	
<b>CONTROLLER (Check one)</b>	
<input type="checkbox"/> Right Hand Std. <input type="checkbox"/> Left Hand NC <input type="checkbox"/> Retractable \$199 <input type="checkbox"/> Attendant \$600 <input type="checkbox"/> Rear Mount \$100	
<b>TIRES (Check one)</b>	
<input type="checkbox"/> Pneumatic NC <input type="checkbox"/> Flat Free Std.	
<b>LEG RIGGINGS</b>	
<input type="checkbox"/> <b>Bracket for mounting ELR/SWF (required)</b>	<b>\$90</b>
<input type="checkbox"/> Heavy-Duty Elevating Leg Rests (each)	\$210
<input type="checkbox"/> Heavy Duty Power ELR (each)	\$450
<input type="checkbox"/> Bracket for Pwr ELR (2 required) (each)	\$50
<input type="checkbox"/> Elevating Leg Rest Buttons (Pair)	\$80
<input type="checkbox"/> HD Swing Away/Detachable Foot Rests (each)	\$120
<input type="checkbox"/> Foot Plate when ordered with ELR/SWF	\$200
<input type="checkbox"/> Heel Straps (each)	\$25
<input type="checkbox"/> Amputee Support <input type="checkbox"/> Single \$200 <input type="checkbox"/> Double	\$360
<input type="checkbox"/> 3" Longer Footplate	\$130
<input type="checkbox"/> Stanza Powered Anti-Tips	\$700
<input type="checkbox"/> Custom Footplates	CALL
<input type="checkbox"/> Power HD ELR's   Center Mount Foot Plate Avail	CALL
<b>BATTERIES</b>	
<input type="checkbox"/> Group 24 (each - 2 required)      81673	\$340
<b>SEATING ACCESSORIES</b>	
<input type="checkbox"/> Adjustable Headrest (Specify Color _____ )	\$60
<input type="checkbox"/> Tie Down Anchor Points	\$160
<b>FABRIC CHOICES (Check one)</b>	
<input type="checkbox"/> Black Velvet <input type="checkbox"/> Gray Velvet <input type="checkbox"/> Charcoal Vinyl	

<b>SEATING CHOICES (Check one)</b>	
<input type="checkbox"/> Com-For-Back Seat 24" w x 21" deep <sup>3</sup>	Std
<input type="checkbox"/> Custom Com-For-Back Seat <sup>3,4,7</sup> (Max. 30" width)	\$300
<input type="checkbox"/> Size _____	
(Custom order form must be filled out - Extra Lead Time)	
<input type="checkbox"/> Solid Wood Base for Com-For-Back Seat <sup>7</sup>	\$250
(Custom order form must be filled out - Extra Lead Time)	
<input type="checkbox"/> Admiral's GPS/FB 24" x 21"	\$590
<input type="checkbox"/> Admiral GPS/FB Custom Size <sup>3,7</sup> (Max.30" width)	\$770
<input type="checkbox"/> Size _____	
Choose One: <input type="checkbox"/> GPS Style <input type="checkbox"/> Full Back Style	
(Custom order form must be filled out - Extra Lead Time)	
<input type="checkbox"/> Solid Wood Base for Admiral Seat <sup>7</sup>	\$250
<input type="checkbox"/> Heavy-Duty Cane Seating System (frame only) <sup>3,5,7</sup>	\$200
<input type="checkbox"/> Solid Seat Base for Rehab Cane Seating System <sup>7</sup>	\$140
<input type="checkbox"/> Minimizer Seating	\$80
<input type="checkbox"/> Gluteal Shelf Seat	\$160
(Call for Custom Seating and Options) 1-800-255-0285	

<b>ARMRESTS (Check one) see footnotes below</b>	
<input type="checkbox"/> Heavy-Duty Adjustable Height Arms	\$ 80
<input type="checkbox"/> Longer Arm Pads - 14"	\$ 15 ea.

<b>OTHER ACCESSORIES &amp; OPTIONS</b>		
<input type="checkbox"/> Basket - Folding	81151	\$36
<input type="checkbox"/> Cup Holder	81163	\$22
<input type="checkbox"/> Flag	16640	\$40
<input type="checkbox"/> Front Bag	81166	\$50
<input type="checkbox"/> Oxygen Cylinder Holder	81776	\$150
<input type="checkbox"/> Saddle Bag	81165	\$30
<input type="checkbox"/> Walking Cane Holder	81200	\$8
<input type="checkbox"/> Walker/Crutch Holder	81789	\$170

<b>PACESAVER POWER CHAIR FOOTNOTES:</b>	
1 - Removable Fixed Height Arms standard	
2 - Heavy-Duty Adjustable/Removable arms standard	
3 - Adjustable/Removable Arms standard	
4 - Longer Pelvic Strap included	
5 - Rear mounted accessories are not available with type seat.	
6 - Lift of 5" - 6".	
7 - Custom order form must be filled out- Extra Lead Time.	



**RF**

Page 1 of 1

Fax this MSRP Order Form  
Toll Free to **1-800-862-8782**

**Call For Custom Order**  
Phone: 1-800-255-0285

Fax: 1-913-722-2614  
[www.pacesaver.com](http://www.pacesaver.com)

Leisure-Lift, Inc.  
Effective January 2014

**Dealer Account Information**

**Please fill out all information completely**

Account No.: _____ PO#: _____ Dealer: _____ Address: _____ City, State, Zip: _____ Phone: _____ Fax: _____ Contact: _____ Date: _____	Ship to: _____ Address: _____ City/ST/Zip: _____ Phone: _____ Notes: _____ E-Mail Address: _____
--	---

**Quantity** \_\_\_\_\_ **Total \$** \_\_\_\_\_

**Model 81113A MSRP Price**

**Scout RF CC Midi-Drive PWC \$5,300**  
300 lb. weight capacity, 9° MIR, Programmable, non suspension. K0823

**Scout RF SS Midi-Drive PWC \$5,300**  
300 lb. weight capacity, 9° MIR, Programmable, non suspension. K0822

**COLOR - MIRROR GLAZE™ (Check one)**  
 Blue     Red     Black

**CONTROLLER (Check one)**  
 Right Hand Std.     Left Hand NC  
 Retractable \$199     Attendant \$600  
 Rear Mounted \$100

**TIRES (Check one)**  
 Pneumatic Std.  
 Flat Free \$160

**LEG RIGGINGS**  
 **Bracket for mounting ELR/SWF (required) \$90**  
 Elevating Leg Rests (each) \$160  
 Elevating Leg Rest Buttons (Pair) \$80  
  
 Bracket for Pwr ELR (2 required) (each) \$50  
 Swing Away/Detachable Foot Rests (each) \$120  
 Foot Plate when ordered with ELR/SWF \$200  
 Height Adjustable Foot Plate \$40  
 3" Longer Foot Plate \$130  
 Heel Straps (each) \$25  
 Amputee Support     Single \$200     Double \$360

**BATTERIES**  
 Group 22 (each - 2 required) 81129 \$270

**SEATING ACCESSORIES**  
 Power Seat <sup>6</sup> \$1070  
 Adjustable Headrest (Specify Color \_\_\_\_\_) \$60  
 Extra Long Pelvic Strap 60" std \$42

**FABRIC CHOICES (Check one)**  
 Black Velvet     Gray Velvet     Charcoal Vinyl

**SEATING CHOICES (Check one)**

- Com-For-Back Seat 18" w x 18" deep <sup>3</sup> Std
- Com-For-Back Seat 21" w x 21" d \$150
- Custom Com-For-Back Seat <sup>3,4,7</sup> (Max. 24" width) \$300
- Size \_\_\_\_\_
- (Custom order form must be filled out - Extra Lead Time)
- Solid Wood Base for Com-For-Back Seat <sup>7</sup> \$250
- (Custom order form must be filled out - Extra Lead Time)
- Admiral GPS/FB (18" x 18") \$320
- Admiral GPS/FB (21" x 21") \$530
- Admiral GPS/FB (24" x 21") \$598
- Admiral's Seat Custom Size <sup>3,7</sup>(Max. 24" width) \$770
- Size \_\_\_\_\_  GPS Style     FullBack Style
- (Custom order form must be filled out - Extra Lead Time)
- Solid Wood Base for Admiral Seat <sup>7</sup> \$250
- Rehab Cane Seating System (frame only)<sup>3,5,7</sup> \$120
- Solid Seat Base for Rehab Cane Seating System <sup>7</sup> \$140
- Minimizer Seating \$80
- Maxum Seating \$160
- Gluteal Shelf Seat \$160

(Call for Custom Seating and Options) 1-800-255-0285

**ARMRESTS (Check one) see footnotes below**

- Removable Fixed Arms Std
- Heavy-Duty Adjustable/Removable Arms \$110
- Longer Arm Pads - 14" \$15 ea.

**OTHER ACCESSORIES & OPTIONS**

- Basket - Folding 81151 \$36
- Cup Holder 81163 \$22
- Dual Accessories Mount 17172 \$60
- Flag 16640 \$40
- Front Bag 81166 \$50
- Oxygen Cylinder Holder 81776 \$150
- Saddle Bag 81165 \$30
- Walking Cane Holder 81200 \$8
- Walker/Crutch Holder 81789 \$170

**PACESAVER POWER CHAIR FOOTNOTES:**

- 1 - Removable Fixed Height Arms standard
- 2 - Heavy-Duty Adjustable/Removable arms standard
- 3 - Adjustable/Removable Arms standard
- 4 - Longer Pelvic Strap included
- 5 - Rear mounted accessories are not available with type seat.
- 6 - Lift of 5" - 6".
- 7 - Custom order form must be filled out- Extra Lead Time.





**RF-P4**

Page 1 of 1

Fax: 1-913-722-2614

[www.pacesaver.com](http://www.pacesaver.com)

Fax this MSRP Order Form

Toll Free to 1-800-862-8782

Leisure-Lift, Inc.

Effective January 2014

Call For Custom Order

Phone: 1-800-255-0285

**Dealer Account Information**

**Please fill out all information completely**

Account No.: \_\_\_\_\_ PO#: \_\_\_\_\_  
 Dealer: \_\_\_\_\_  
 Address: \_\_\_\_\_  
 City, State, Zip: \_\_\_\_\_  
 Phone: \_\_\_\_\_ Fax: \_\_\_\_\_  
 Contact: \_\_\_\_\_ Date: \_\_\_\_\_

Ship to: \_\_\_\_\_  
 Address: \_\_\_\_\_  
 City/ST/Zip: \_\_\_\_\_  
 Phone: \_\_\_\_\_  
 Notes: \_\_\_\_\_  
 E-Mail Address: \_\_\_\_\_

Quantity _____	Total \$ _____
<b>Model 82491</b>	<b>MSRP Price</b>
<input type="checkbox"/> <b>Scout RF-P4 CC Midi-Drive PWC</b>	<b>\$6,700</b>
450 lb. weight capacity, 9° MIR, Programmable. K0825	
<input type="checkbox"/> <b>Scout RF-P4 SS Midi-Drive PWC</b>	<b>\$6,700</b>
450 lb. weight capacity, 9° MIR, Programmable. K0824	
<b>COLOR - MIRROR GLAZE™ (Check one)</b>	
<input type="checkbox"/> Blue <input type="checkbox"/> Red <input type="checkbox"/> Black	
<b>CONTROLLER (Check one)</b>	
<input type="checkbox"/> Right Hand      Std.	<input type="checkbox"/> Left Hand      NC
<input type="checkbox"/> Retractable      \$199	<input type="checkbox"/> Attendant      \$600
<input type="checkbox"/> Rear Mount \$100	
<b>TIRES (Check one)</b>	
<input type="checkbox"/> Flat Free	\$160.
<input type="checkbox"/> Pneumatic	Std.
<b>LEG RIGGINGS</b>	
<input type="checkbox"/> <b>Bracket for mounting ELR/SWF (required)</b>	<b>\$90</b>
<input type="checkbox"/> Heavy-Duty Elevating Leg Rests (each)	\$210
<input type="checkbox"/> Elevating Leg Rest Buttons (Pair)	\$80
<input type="checkbox"/> HD Swing Away/Detachable Foot Rests (each)	\$120
<input type="checkbox"/> Foot Plate when ordered with ELR/SWF	\$200
<input type="checkbox"/> Stanza Powered Anti-tips	\$700
<input type="checkbox"/> 3" Longer Foot Plate	\$130
<input type="checkbox"/> Heel Straps (each)	\$25
<input type="checkbox"/> Amputee Support <input type="checkbox"/> Single \$200 <input type="checkbox"/> Double	\$360
<b>(Call For Custom Foot Plate)</b>	
<input type="checkbox"/> Power HD ELR's   Center Mount Foot Plate Avail	CALL
<b>BATTERIES</b>	
<input type="checkbox"/> Group 22 (each - 2 required)	81129      \$270
<b>SEATING ACCESSORIES</b>	
<input type="checkbox"/> Adjustable Headrest (Specify Color _____)	\$60
<input type="checkbox"/> Extra Long Pelvic Strap ( 60" std)	\$42
<input type="checkbox"/> Tie Down Anchor Points	\$160
<b>FABRIC CHOICES (Check one)</b>	
<input type="checkbox"/> Black Velvet <input type="checkbox"/> Gray Velvet <input type="checkbox"/> Charcoal Vinyl	

**SEATING CHOICES (Check one)**

Admiral GPS/FB 21" w x 21" <sup>1</sup>      Std.

Admiral GPS/FB Custom Size <sup>1</sup>(Max. 26" width)      \$770

Size \_\_\_\_\_

Choose One:  GPS Style       Full Back Style

**(Custom order form must be filled out - Extra Lead Time)**

Solid Wood Base for Admiral Seat      \$250

**(Custom order form must be filled out - Extra Lead Time)**

Custom Com-For-Back Seat <sup>1,3</sup> (Max. 26" width)      \$300

Size \_\_\_\_\_

**(Custom order form must be filled out - Extra Lead Time)**

Solid Wood Base for Com-For-Back Seat      \$250

**(Custom order form must be filled out - Extra Lead Time)**

Heavy-Duty Cane Seating System (frame only) <sup>1,3</sup>      \$300

Solid Seat Base for Cane Seating System      \$200

Minimizer Seating      \$80

Maxum Seating      \$160

Gluteal Shelf Seat      \$160

**(Call for Custom Seating and Options) 1-800-255-0285**

**ARMRESTS (Check one) see footnotes below**

Heavy-Duty Removable Arms      Std

Heavy-Duty Adjustable/Removable Arms      \$110.

Longer Arm Pads - 14"      \$15 ea.

**OTHER ACCESSORIES & OPTIONS**

<input type="checkbox"/> Basket - Folding	81151	\$36
<input type="checkbox"/> Cup Holder	81163	\$24
<input type="checkbox"/> Flag	16640	\$40
<input type="checkbox"/> Front Bag	81166	\$50
<input type="checkbox"/> Oxygen Cylinder Holder	81776	\$150
<input type="checkbox"/> Saddle Bag	81165	\$30
<input type="checkbox"/> Walking Cane Holder	81200	\$8
<input type="checkbox"/> Walker/Crutch Holder	81789	\$170
<input type="checkbox"/> Dual Accessories Mount	17172	\$60

**PACESAVER POWER CHAIR FOOTNOTES:**

1 - Heavy-Duty Removable arms standard

2 - Longer Pelvic Strap included



**RF4**

Page 1 of 1

Fax: 1-913-722-2614

[www.pacesaver.com](http://www.pacesaver.com)

Fax this MSRP Order Form

Toll Free to 1-800-862-8782

Leisure-Lift, Inc.

Effective January 2014

Call For Custom Order

Phone: 1-800-255-0285

**Dealer Account Information**

**Please fill out all information completely**

Account No.: _____ PO#: _____ Dealer: _____ Address: _____ City, State, Zip: _____ Phone: _____ Fax: _____ Contact: _____ Date: _____	Ship to: _____ Address: _____ City/ST/Zip: _____ Phone: _____ Notes: _____ E-Mail Address: _____
--	---

Quantity _____	Total \$ _____
<b>Model 81122</b>	<b>MSRP Price</b>
<input type="checkbox"/> Scout RF4 CC Midi-Drive PWC 425 lb. weight capacity, 7° MIR, Programmable K0825	<b>\$7,195</b>
<input type="checkbox"/> Scout RF4 SS Midi-Drive PWC 425 lb. weight capacity, 7° MIR, Programmable K0824	<b>\$7,195</b>
<b>COLOR - MIRROR GLAZE™ (Check one)</b>	
<input type="checkbox"/> Blue <input type="checkbox"/> Red <input type="checkbox"/> Black	
<b>CONTROLLER (Check one)</b>	
<input type="checkbox"/> Right Hand Std. <input type="checkbox"/> Left Hand NC <input type="checkbox"/> Retractable \$199 <input type="checkbox"/> Attendant \$600 <input type="checkbox"/> Rear Mount \$100	
<b>TIRES (Check one)</b>	
<input type="checkbox"/> Pneumatic Std. <input type="checkbox"/> Flat Free \$160	
<b>LEG RIGGINGS</b>	
<input type="checkbox"/> Bracket for mounting ELR/SWF (required) <b>\$90</b> <input type="checkbox"/> Heavy-Duty Elevating Leg Rests (each) \$210 <input type="checkbox"/> Elevating Leg Rest Buttons (Pair) \$80 <input type="checkbox"/> HD Swing Away/Detachable Foot Rests (each) \$120 <input type="checkbox"/> Foot Plate when ordered with ELR/SWF \$200 <input type="checkbox"/> Height Adjustable Foot Plate \$80 <input type="checkbox"/> 3" Longer Foot Plate \$130 <input type="checkbox"/> Heel Straps (each) \$25 <input type="checkbox"/> Amputee Support <input type="checkbox"/> Single \$200 <input type="checkbox"/> Double \$360 <b>(Call For Custom Foot Plate)</b>	
<b>BATTERIES</b>	
<input type="checkbox"/> Group 24 (each - 2 required)      81673      \$340	
<b>SEATING ACCESSORIES</b>	
<input type="checkbox"/> Power Seat <sup>6</sup> \$1070 <input type="checkbox"/> Adjustable Headrest (Specify Color _____) \$60 <input type="checkbox"/> Extra Long Pelvic Strap (60" std) \$42	
<b>FABRIC CHOICES (Check one)</b>	
<input type="checkbox"/> Black Velvet <input type="checkbox"/> Gray Velvet <input type="checkbox"/> Charcoal Vinyl	

**SEATING CHOICES (Check one)**

<input type="checkbox"/> Com-For-Back Seat 21" w x 21" deep <sup>3</sup>	Std
<input type="checkbox"/> Custom Com-For-Back Seat <sup>3,4,7</sup> (Max. 24" width)	\$300
<input type="checkbox"/> Size _____	
(Custom order form must be filled out - Extra Lead Time)	
<input type="checkbox"/> Solid Wood Base for Com-For-Back Seat <sup>7</sup>	\$250
(Custom order form must be filled out - Extra Lead Time)	
<input type="checkbox"/> Admiral GPS/FB Custom Size <sup>3,7</sup> (Max. 24" width)	\$770
<input type="checkbox"/> Size _____	
Choose One: <input type="checkbox"/> GPS Style <input type="checkbox"/> FullBack Style	
(Custom order form must be filled out - Extra Lead Time)	
<input type="checkbox"/> Admiral GPS/FB (21" x 21") <sup>5</sup>	\$530
<input type="checkbox"/> Solid Wood Base for Admiral Seat <sup>7</sup>	\$250
<input type="checkbox"/> Heavy-Duty Cane Seating System (frame only) <sup>3,5,7</sup>	\$200
<input type="checkbox"/> Solid Seat Base for Cane Seating System	\$140
<input type="checkbox"/> Minimizer Seating	\$80
<input type="checkbox"/> Maxum Seating	\$160
<input type="checkbox"/> Gluteal Shelf Seat	\$160
<i>(Call for Custom Seating and Options) 1-800-255-0285</i>	

**ARMRESTS (Check one) see footnotes below**

<input type="checkbox"/> Heavy-Duty Adjustable/Removable Arms	\$110
<input type="checkbox"/> Longer Arm Pads - 14"	\$15 ea.

**OTHER ACCESSORIES & OPTIONS**

<input type="checkbox"/> Basket - Folding	81151	\$36
<input type="checkbox"/> Cup Holder	81163	\$24
<input type="checkbox"/> Flag	16640	\$40
<input type="checkbox"/> Front Bag	81166	\$50
<input type="checkbox"/> Oxygen Cylinder Holder	81776	\$150
<input type="checkbox"/> Saddle Bag	81165	\$30
<input type="checkbox"/> Walking Cane Holder	81200	\$8
<input type="checkbox"/> Walker/Crutch Holder	81789	\$170

**PACESAVER POWER CHAIR FOOTNOTES:**

- 1 - Heavy-Duty Adjustable/Removable arms standard
- 2 - Heavy-Duty Removable Fixed Height Arms standard
- 3 - Longer Pelvic Strap included
- 4 - Rear mounted accessories are not available with type seat.
- 5 - Lift of 5" - 6".
- 6 - Custom order form must be filled out- Extra Lead Time.



# M1-PBR

Page 1 of 1

Fax: 1-913-722-2614

www.pacesaver.com

Fax this MSRP Order Form

Toll Free to 1-800-862-8782

Leisure-Lift, Inc.

Effective January 2014

Call For Custom Order

Phone: 1-800-255-0285

## Dealer Account Information

**Please fill out all information completely**

Account No.: _____ PO#: _____ Dealer: _____ Address: _____ City, State, Zip: _____ Phone: _____ Fax: _____ Contact: _____ Date: _____	Ship to: _____ Address: _____ City/ST/Zip: _____ Phone: _____ Notes: _____ E-Mail Address: _____
--	---

<b>Quantity</b> _____	<b>Total</b> \$ _____
<b>Model 81445</b>	<b>MSRP Price</b>
<input type="checkbox"/> Scout M1 CC - PBR Convertible	<b>\$5,250</b>
300 lb. weight capacity, 8° MIR, Programmable, K0823	
<input type="checkbox"/> Scout M1 SS - PBR Convertible	<b>\$5,250</b>
300 lb. weight capacity, 8° MIR, Programmable, K0822	
<b>COLOR - MIRROR GLAZE™ (Check one)</b>	
<input type="checkbox"/> Blue <input type="checkbox"/> Red <input type="checkbox"/> Black	
<b>CONTROLLER (Check one)</b>	
<input type="checkbox"/> Right Hand Std. <input type="checkbox"/> Left Hand NC <input type="checkbox"/> Retractable \$199 <input type="checkbox"/> Attendant \$600 <input type="checkbox"/> Rear Mount \$100	
<b>DRIVE (Check one)</b>	
<input type="checkbox"/> Rear Wheel Drive Std. <input type="checkbox"/> Front Wheel Drive NC	
<b>TIRES (Check one)</b>	
<input type="checkbox"/> Pneumatic Std. <input type="checkbox"/> Flat Free (Std on M1-350) \$160	
<b>LEG RIGGINGS</b>	
<input type="checkbox"/> Bracket for mounting ELR/SWF (required) <b>\$90</b> <input type="checkbox"/> Heavy-Duty Elevating Leg Rests (each) \$210 <input type="checkbox"/> Elevating Leg Rest Buttons (Pair) \$80 <input type="checkbox"/> HD Swing Away/Detachable Foot Rests (each) \$120 <input type="checkbox"/> Foot Plate when ordered with ELR/SWF \$200 <input type="checkbox"/> 3" Longer Foot Plate \$130 <input type="checkbox"/> Heel Straps (each) \$25 <input type="checkbox"/> Amputee Support <input type="checkbox"/> Single \$200 <input type="checkbox"/> Double \$360 (Call For Custom Foot Plate)	
<b>BATTERIES</b>	
<input type="checkbox"/> U1 Gell Cell (each - 2 required) 80051 \$160	
<b>SEATING ACCESSORIES</b>	
<input type="checkbox"/> Power Seat <sup>6</sup> \$1070 <input type="checkbox"/> Adjustable Headrest (Specify Color _____) \$60 <input type="checkbox"/> Extra Long Pelvic Strap \$42	
<b>FABRIC CHOICES (Check one)</b>	
<input type="checkbox"/> Black Velvet <input type="checkbox"/> Gray Velvet <input type="checkbox"/> Charcoal Vinyl	

**SEATING CHOICES (Check one)**

Com-For-Back Seat 18" w x 18" deep <sup>3</sup> Std

Com-For-Back Seat 21" x 21" \$150

Custom Com-For-Back Seat <sup>3,4,7</sup> (Max. 24" width) \$300

Size \_\_\_\_\_

(Custom order form must be filled out - Extra Lead Time)

Solid Wood Base for Com-For-Back Seat <sup>7</sup> \$250

(Custom order form must be filled out - Extra Lead Time)

Admiral GPS/FB Recline (18" x 18") <sup>1</sup> \$320

Admiral GPS/FB Recline (21" x 21") <sup>4</sup> \$530

Admiral GPS/FB Custom Size <sup>3,7</sup> (Max. 24" width) \$770

Size \_\_\_\_\_       GPS Style       FullBack Style

(Custom order form must be filled out - Extra Lead Time)

Solid Wood Base for Admiral Seat <sup>7</sup> \$250

Rehab Cane Seating System (frame only) <sup>3,5,7</sup> \$120

Heavy-Duty Cane Seating System (frame only) <sup>3,5,7</sup> \$200

Solid Seat Base for Cane Seating System \$140

Minimizer Seating \$80

Maxum Seating \$160

Gluteal Shelf Seat \$160

(Call for Custom Seating and Options) 1-800-255-0285

**ARMRESTS (Check one) see footnotes below**

Removable Fixed Arms Std

Heavy-Duty Adjustable/Removable Arms \$110

Longer Arm Pads - 14" \$15 ea.

**OTHER ACCESSORIES & OPTIONS**

<input type="checkbox"/> Basket - Folding	81151	\$36
<input type="checkbox"/> Cup Holder	81163	\$22
<input type="checkbox"/> Flag	16640	\$40
<input type="checkbox"/> Front Bag	81166	\$50
<input type="checkbox"/> Oxygen Cylinder Holder	81776	\$150
<input type="checkbox"/> Saddle Bag	81165	\$30
<input type="checkbox"/> Walking Cane Holder	81200	\$8
<input type="checkbox"/> Walker/Crutch Holder	81789	\$170
<input type="checkbox"/> On-Board Charger	82281	\$60

**PACESAVER POWER CHAIR FOOTNOTES:**

- 1 - Removable Fixed Height Arms standard
- 2 - Heavy-Duty Adjustable/Removable arms standard
- 3 - Adjustable/Removable Arms standard
- 4 - Longer Pelvic Strap included
- 5 - Rear mounted accessories are not available with type seat.
- 6 - Lift of 5" - 6".
- 7 - Custom order form must be filled out- Extra Lead Time.



# M1-350

Page 1 of 1

Fax this MSRP Order Form  
Toll Free to **1-800-862-8782**

**Call For Custom Order**  
Phone: 1-800-255-0285

Fax: 1-913-722-2614  
[www.pacesaver.com](http://www.pacesaver.com)

Leisure-Lift, Inc.  
Effective January 2014

## Dealer Account Information

**Please fill out all information completely**

Account No.: _____ PO#: _____ Dealer: _____ Address: _____ City, State, Zip: _____ Phone: _____ Fax: _____ Contact: _____ Date: _____	Ship to: _____ Address: _____ City/ST/Zip: _____ Phone: _____ Notes: _____ E-Mail Address: _____
--	---

<b>Quantity</b> _____	<b>Total \$</b> _____
<b>Model 81855</b>	<b>MSRP Price</b>
<input type="checkbox"/> <b>Scout M1-350 CC - PBR Convertible</b>	<b>\$5,550</b>
350 lb. weight capacity, 6° MIR, Programmable, K0825	
<input type="checkbox"/> <b>Scout M1-350 SS - PBR Convertible</b>	<b>\$5,550</b>
350 lb. weight capacity, 6° MIR, Programmable, K0824	
<b>COLOR - MIRROR GLAZE™ (Check one)</b>	
<input type="checkbox"/> Blue <input type="checkbox"/> Red <input type="checkbox"/> Black	
<b>CONTROLLER (Check one)</b>	
<input type="checkbox"/> Right Hand Std. <input type="checkbox"/> Left Hand NC <input type="checkbox"/> Retractable \$199 <input type="checkbox"/> Attendant \$600 <input type="checkbox"/> Rear Mount \$100	
<b>DRIVE (Check one)</b>	
<input type="checkbox"/> Rear Wheel Drive Std. <input type="checkbox"/> Front Wheel Drive NC	
<b>TIRES (Check one)</b>	
<input type="checkbox"/> Flat Free      Std.	
<b>LEG RIGGINGS</b>	
<input type="checkbox"/> <b>Bracket for mounting ELR/SWF (required)</b>	<b>\$90</b>
<input type="checkbox"/> Heavy-Duty Elevating Leg Rests (each)	\$210
<input type="checkbox"/> Elevating Leg Rest Buttons (Pair)	\$80
<input type="checkbox"/> HD Swing Away/Detachable Foot Rests (each)	\$120
<input type="checkbox"/> Foot Plate when ordered with ELR/SWF	\$200
<input type="checkbox"/> 3" Longer Foot Plate	\$130
<input type="checkbox"/> Heel Straps (each)	\$25
<input type="checkbox"/> Amputee Support <input type="checkbox"/> Single \$200 <input type="checkbox"/> Double \$360	
<b>(Call For Custom Foot Plate)</b>	
<b>BATTERIES</b>	
<input type="checkbox"/> U1 Gell Cell (each - 2 required) 80051	\$160
<b>SEATING ACCESSORIES</b>	
<input type="checkbox"/> Power Seat <sup>6</sup>	\$1070
<input type="checkbox"/> Adjustable Headrest (Specify Color _____)	\$60
<input type="checkbox"/> Extra Long Pelvic Strap	\$42
<b>FABRIC CHOICES (Check one)</b>	
<input type="checkbox"/> Black Velvet <input type="checkbox"/> Gray Velvet <input type="checkbox"/> Charcoal Vinyl	

<b>SEATING CHOICES (Check one)</b>	
<input type="checkbox"/> Com-For-Back Seat 18" w x 18" deep <sup>3</sup>	Std
<input type="checkbox"/> Com-For-Back Seat 21' x 21"	\$150
<input type="checkbox"/> Custom Com-For-Back Seat <sup>3,4,7</sup> (Max. 26" width)	\$300
<input type="checkbox"/> Size _____	
<i>(Custom order form must be filled out - Extra Lead Time)</i>	
<input type="checkbox"/> Solid Wood Base for Com-For-Back Seat <sup>7</sup>	\$250
<i>(Custom order form must be filled out - Extra Lead Time)</i>	
<input type="checkbox"/> Admiral GPS/FB Recline (18" x 18") <sup>1</sup>	\$320
<input type="checkbox"/> Admiral GPS/FB Recline (21" x 21") <sup>4</sup>	\$530
<input type="checkbox"/> Admiral GPS/FB Custom Size <sup>3,7</sup> (Max. 24" width)	\$770
<input type="checkbox"/> Size _____ <input type="checkbox"/> GPS Style <input type="checkbox"/> FullBack Style	
<i>(Custom order form must be filled out - Extra Lead Time)</i>	
<input type="checkbox"/> Solid Wood Base for Admiral Seat <sup>7</sup>	\$250
<input type="checkbox"/> Rehab Cane Seating System (frame only) <sup>3,5,7</sup>	\$120
<input type="checkbox"/> Heavy-Duty Cane Seating System (frame only) <sup>3,5,7</sup>	\$200
<input type="checkbox"/> Solid Seat Base for Cane Seating System	\$140
<input type="checkbox"/> Minimizer Seating	\$80
<input type="checkbox"/> Maxum Seating	\$160
<input type="checkbox"/> Gluteal Shelf Seat	\$160
<i>(Call for Custom Seating and Options) 1-800-255-0285</i>	
<b>ARMRESTS (Check one) see footnotes below</b>	
<input type="checkbox"/> Heavy-Duty Adjustable/Removable Arms	\$110
<input type="checkbox"/> Longer Arm Pads - 14"	\$15 ea.
<b>OTHER ACCESSORIES &amp; OPTIONS</b>	
<input type="checkbox"/> Basket - Folding 81151	\$36
<input type="checkbox"/> Cup Holder 81163	\$22
<input type="checkbox"/> Flag 16640	\$40
<input type="checkbox"/> Front Bag 81166	\$50
<input type="checkbox"/> Oxygen Cylinder Holder 81776	\$150
<input type="checkbox"/> Saddle Bag 81165	\$30
<input type="checkbox"/> Walking Cane Holder 81200	\$8
<input type="checkbox"/> Walker/Crutch Holder 81789	\$170
<input type="checkbox"/> On-Board Charger 82281	\$60
<b>PACESAVER POWER CHAIR FOOTNOTES:</b>	
1 - Removable Fixed Height Arms standard	
2 - Heavy-Duty Adjustable/Removable arms standard	
3 - Adjustable/Removable Arms standard	
4 - Longer Pelvic Strap included	
5 - Rear mounted accessories are not available with type seat.	
6 - Lift of 5" - 6".	
7 - Custom order form must be filled out- Extra Lead Time.	



# EQUALIZER M1 HD Tilt Base

Page 1 of 2

[www.pacesaver.com](http://www.pacesaver.com)

Fax this MSRP Order Form  
Toll Free to **1-800-862-8782**

Leisure-Lift, Inc.

Effective January 2014

**Call For Custom Order**  
Phone: 1-800-255-0285

## Dealer Account Information

**Please fill out all information completely**

Account No.: \_\_\_\_\_ PO#: \_\_\_\_\_  
 Dealer: \_\_\_\_\_  
 Address: \_\_\_\_\_  
 City, State, Zip: \_\_\_\_\_  
 Phone: \_\_\_\_\_ Fax: \_\_\_\_\_  
 Contact: \_\_\_\_\_ Date: \_\_\_\_\_

Ship to: \_\_\_\_\_  
 Address: \_\_\_\_\_  
 City/ST/Zip: \_\_\_\_\_  
 Phone: \_\_\_\_\_  
 Notes: \_\_\_\_\_  
 E-Mail Address: \_\_\_\_\_

## Power Base Information

<input type="checkbox"/> <b>Scout M1 Power Base-82338</b> <b>\$5,550</b> 250 lb. weight capacity, FWD, 11" Flat Free Tires, 8° MIR, Programmable, Removable/Height & Angle Adjustable Arms.	<b>CONTROLLER (Check one)</b> <input type="checkbox"/> Right Hand Standard <input type="checkbox"/> Left Hand NC
<input type="checkbox"/> Power Seat \$1348	<b>CONTROLLER OPTIONS (Check one)</b> <input type="checkbox"/> Non Integrated (1 Function) N/C <input type="checkbox"/> Integrated (2 Functions) \$100 <input type="checkbox"/> Retractable \$199 <input type="checkbox"/> Attendant \$600 <input type="checkbox"/> Rear Mounted Joystick \$100
<b>COLOR - MIRROR GLAZE™ (Check one)</b> <input type="checkbox"/> Blue <input type="checkbox"/> Red <input type="checkbox"/> Black	

## Equalizer Tilt Information

<input type="checkbox"/> <b>EQUALIZER TILT SYSTEM - 30229</b> <b>\$4,500</b> <b>FRAME WIDTH</b> (outside to outside of frame tubes) (Check One) Width <input type="checkbox"/> 16" <input type="checkbox"/> 18" <input type="checkbox"/> 20" <input type="checkbox"/> 22" Standard Custom Size _____ (No wider than 22") \$150 1' Round tubes are standard - Adjustable position. Standard Lap Restraint NC	<b>BACK HEIGHT (above solid pan)</b> <input type="checkbox"/> Back Height 19" - 24.5" _____ Standard <input type="checkbox"/> Custom Cane Size _____ \$200 (Top of seat pan to top of back _____) <input type="checkbox"/> 1" Square back canes \$40
<b>FRAME DEPTH</b> <input type="checkbox"/> Depth 14" - 17.5" (specify size _____) Standard <input type="checkbox"/> Depth Extension (Can not be used with ELR's or Swing-Aways) \$120	<b>ARMPAD TYPE (Choose One)</b> <input type="checkbox"/> 11" upholstered w/flat top NC Pair <input type="checkbox"/> 14" upholstered w/flat top NC Pair <input type="checkbox"/> 11"/14" upholstered w/flat top NC Pair
<b>SEAT PAN</b> <input type="checkbox"/> Solid seat pan included is 1/4" ABS 24" x 24" Standard <input type="checkbox"/> Custom Size _____ NC	<b>SEAT CUSHION TYPE</b> <input type="checkbox"/> General Purpose (non-coded) seat cushion <input type="checkbox"/> Up to 20" wide \$120 <input type="checkbox"/> Wider than 20" \$160 <input type="checkbox"/> None
<b>BACK TYPE</b> Curved back -18" height                      x <input type="checkbox"/> 14" <input type="checkbox"/> 16" <input type="checkbox"/> 18" Standard <input type="checkbox"/> 20" \$100 <input type="checkbox"/> Omit back \$<70> <input type="checkbox"/> Custom height (specify size) \$200 <input type="checkbox"/> Curved - \$150 (_____) <input type="checkbox"/> Flat - \$200 (_____) <input type="checkbox"/> Hardware Mounting Tracks \$110 <b>Seat back board is 2" narrower than frame width.</b>	<input type="checkbox"/> Admiral's Seat Kit (required with Admiral seat) Call <input type="checkbox"/> Admiral FB 18" w x 18" deep Call <input type="checkbox"/> Admiral FB 21" w x 21" (char vinyl stocked) Call (Custom order form must be filled out - Extra Lead Time) <input type="checkbox"/> Admiral's Seat Custom Size Call (Custom order form must be filled out - Extra Lead Time)
<b>SEAT TO FLOOR</b> (+/- .5" measured from top of seat to floor excluding 3 degree pre-tilt) _____	<b>PRE-TILT SPACERS</b> <input type="checkbox"/> 0° <input type="checkbox"/> 3° <input type="checkbox"/> 6°



# EQUALIZER M1 HD Tilt Base

Page 2 of 2

[www.pacesaver.com](http://www.pacesaver.com)

Fax this MSRP Order Form  
Toll Free to **1-800-862-8782**

Leisure-Lift, Inc.

Effective January 2014

**Call For Custom Order**  
Phone: 1-800-255-0285

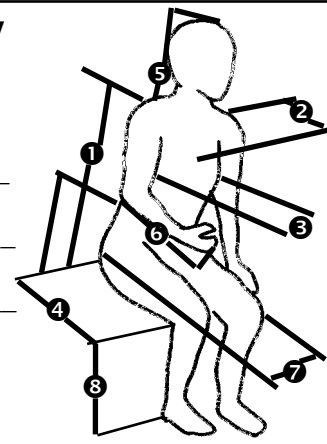
## Dealer Account Information

**Please fill out all information completely**

Account No.: _____ PO#: _____	Ship to: _____
Dealer: _____	Address: _____
Address: _____	City/ST/Zip: _____
City, State, Zip: _____	Phone: _____
Phone: _____ Fax: _____	Notes: _____
Contact: _____ Date: _____	E-Mail Address: _____

## Equalizer Tilt Information Continued

<p><b>LEG RIGGINGS</b></p> <p><input type="checkbox"/> Center column mounted foot plate Standard</p> <p><input type="checkbox"/> Right Hand Elevating Legrest \$160</p> <p><input type="checkbox"/> Left Hand Elevating Legrest \$160</p> <p><input type="checkbox"/> Right Hand Footrest \$100</p> <p><input type="checkbox"/> Left Hand Footrest \$100</p> <p><input type="checkbox"/> Heel Straps \$25 Ea.</p> <p><input type="checkbox"/> ELR Knee Buttons \$80 Pr.</p> <p><input type="checkbox"/> Footplate w/ELR \$200</p> <p><b>TILT ACCESSORIES</b></p> <p><input type="checkbox"/> Rehab Headrest Pad \$170</p> <p><input type="checkbox"/> Rehab Headrest Assembly \$180</p> <p><input type="checkbox"/> Rehab Headrest Removable Cover \$60</p> <p><input type="checkbox"/> Edema Pad \$140 Ea.</p> <p><input type="checkbox"/> 10" Longer Lap Restraint \$60</p> <p><input type="checkbox"/> Aircraft Type Lap Restraint \$70</p> <p><input type="checkbox"/> Tie Down Anchor Points \$160</p> <p><input type="checkbox"/> Lateral Thoracic Supports (not installed) ) \$460 Pair (Factory installation requires Mounting Tracks)</p> <p><input type="checkbox"/> Mounting Tracks \$110</p> <p><input type="checkbox"/> Elbow Block Right Mounted \$30 Ea.</p> <p><input type="checkbox"/> Elbow Block Left Mounted \$30 Ea.</p>	<p><b>BATTERIES</b></p> <p><input type="checkbox"/> U1 Gell Cell (each - 2 required) 80051 \$160</p> <p><b>OTHER ACCESSORIES &amp; OPTIONS</b></p> <p><input type="checkbox"/> Basket - Folding \$36</p> <p><input type="checkbox"/> Cup Holder \$24</p> <p><input type="checkbox"/> Flag \$40</p> <p><input type="checkbox"/> Front Bag \$50</p> <p><input type="checkbox"/> Oxygen Cylinder Holder \$150</p> <p><input type="checkbox"/> O2 Mounting Hardware Call</p> <p><input type="checkbox"/> Saddle Bag \$30</p>
<p><b>COMMENTS:</b></p> <p>_____</p> <p>_____</p> <p>_____</p>	<p><b>For Dealers Records Only</b></p> <p>Client Gender M F</p> <p>Client Height _____</p> <p>Client Weight _____</p> <p>① Seat to Shoulder _____</p> <p>② Trunk Width _____</p> <p>③ Chest Width _____</p> <p>④ Knee to Back _____</p> <p>⑤ Seat to Top of Head _____</p> <p>⑥ Elbow to Hand _____</p> <p>⑦ Hip Width _____</p> <p>⑧ Knee to Heel _____</p> <p>Special Client Conditions _____</p> <p>_____</p> <p>_____</p>



**WARRANTY:**

Please see literature for warranty information.

**NOTE:**

Prices may vary depending on location and dealer. Some part numbers may vary depending on option, color, model, or other factors. Option prices apply only when purchased with a Equalizer. **Please contact PaceSaver customer service to be sure of correct pricing and part numbers.** This price list supersedes all previous price lists.



**Call For Custom Order**  
**Phone: 1-800-255-0285**

# EQUALIZER RF4 Tilt Base

Page 1 of 2

[www.pacesaver.com](http://www.pacesaver.com)

Fax this MSRP Order Form  
 Toll Free to **1-800-862-8782**

Leisure-Lift, Inc.  
 Effective January 2014

## Dealer Account Information

**Please fill out all information completely**

Account No.: _____ PO#: _____	Ship to: _____
Dealer: _____	Address: _____
Address: _____	City/ST/Zip: _____
City, State, Zip: _____	Phone: _____
Phone: _____ Fax: _____	Notes: _____
Contact: _____ Date: _____	E-Mail Address: _____

## Power Base Information

<input type="checkbox"/> <b>Scout RF4 Power Base-82339</b> <b>\$7,195</b> 300 lb. weight capacity, FWD, 11" Flat Free Tires, 8° MIR, Programmable, Removable/Height & Angle Adjustable Arms.	<b>CONTROLLER (Check one)</b> <input type="checkbox"/> Right Hand Standard <input type="checkbox"/> Left Hand NC
<input type="checkbox"/> Power Seat <b>\$1348</b>	<b>CONTROLLER OPTIONS (Check one)</b> <input type="checkbox"/> Non-Integrated (1 function) Standard <input type="checkbox"/> Integrated (2 Functions) \$100 <input type="checkbox"/> Retractable \$199 <input type="checkbox"/> Attendant \$600 <input type="checkbox"/> Rear Mounted Joystick \$100
<b>COLOR - MIRROR GLAZE™ (Check one)</b> <input type="checkbox"/> Blue <input type="checkbox"/> Red <input type="checkbox"/> Black	

## Equalizer Tilt Information

<input type="checkbox"/> <b>EQUALIZER TILT SYSTEM - 30229</b> <b>\$4.500</b> <b>FRAME WIDTH</b> (outside to outside of frame tubes) <b>(Check One)</b> Width <input type="checkbox"/> 16" <input type="checkbox"/> 18" <input type="checkbox"/> 20" <input type="checkbox"/> 22" Standard Custom Size _____ (No wider than 22") \$150 1' Round tubes are standard - Adjustable position. Standard Lap Restraint NC	<b>BACK HEIGHT (above solid pan)</b> <input type="checkbox"/> Back Height 19" - 24.5" _____ Standard <input type="checkbox"/> Custom Cane Size _____ \$200 (Top of seat pan to top of back _____) <input type="checkbox"/> 1" Square back canes \$40
<b>FRAME DEPTH</b> <input type="checkbox"/> Depth 14" - 17.5" (specify size _____) Standard <input type="checkbox"/> Depth Extension (Can not be used with ELR's or Swing-Aways) \$120	<b>ARMPAD TYPE (Choose One)</b> <input type="checkbox"/> 11" upholstered w/flat top NC Pair <input type="checkbox"/> 14" upholstered w/flat top NC Pair <input type="checkbox"/> 11"/14" upholstered w/flat top NC Pair
<b>SEAT PAN</b> <input type="checkbox"/> Solid seat pan included is 1/4" ABS 24" x 24" Standard <input type="checkbox"/> Custom Size _____ NC	<b>SEAT CUSHION TYPE</b> <input type="checkbox"/> General Purpose (non-coded) seat cushion <input type="checkbox"/> Up to 20" wide \$120 <input type="checkbox"/> Wider than 20" \$160 <input type="checkbox"/> None
<b>BACK TYPE</b> Curved back -18" height x <input type="checkbox"/> 14" <input type="checkbox"/> 16" <input type="checkbox"/> 18" Standard <input type="checkbox"/> 20" \$100 <input type="checkbox"/> Omit back \$<70> <input type="checkbox"/> Custom height (specify size) \$200 <input type="checkbox"/> Curved - \$150 (_____) <input type="checkbox"/> Flat - \$200 (_____) <input type="checkbox"/> Hardware Mounting Tracks \$110 <b>Seat back board is 2" narrower than frame width.</b>	<input type="checkbox"/> Admiral Kit (required with Admiral seat) Call <input type="checkbox"/> Admiral FB 18" w x 18" deep Call <input type="checkbox"/> Admiral FB 21" w x 21" (char vinyl stocked) Call (Custom order form must be filled out - Extra Lead Time) <input type="checkbox"/> Admiral's FBSeat Custom Size Call (Custom order form must be filled out - Extra Lead Time)
<b>SEAT TO FLOOR</b> (+/- .5" measured from top of seat to floor excluding 3 degree pre-tilt) _____	<b>PRE-TILT SPACERS</b> <input type="checkbox"/> 0° <input type="checkbox"/> 3° <input type="checkbox"/> 6°



# EQUALIZER Scout RF4 Tilt Base

Page 2 of 2

[www.pacesaver.com](http://www.pacesaver.com)

Fax this MSRP Order Form  
Toll Free to **1-800-862-8782**

Leisure-Lift, Inc.

Effective January 2014

**Call For Custom Order**  
Phone: 1-800-255-0285

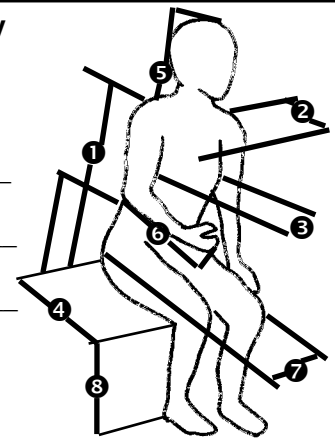
## Dealer Account Information

**Please fill out all information completely**

Account No.: _____ PO#: _____	Ship to: _____
Dealer: _____	Address: _____
Address: _____	City/ST/Zip: _____
City, State, Zip: _____	Phone: _____
Phone: _____ Fax: _____	Notes: _____
Contact: _____ Date: _____	E-Mail Address: _____

## Equalizer Tilt Information Continued

<p><b>LEG RIGGINGS</b></p> <p><input type="checkbox"/> Center column mounted foot plate      Standard</p> <p><input type="checkbox"/> Right Hand Elevating Legrest      \$160</p> <p><input type="checkbox"/> Left Hand Elevating Legrest      \$160</p> <p><input type="checkbox"/> Right Hand Footrest      \$100</p> <p><input type="checkbox"/> Left Hand Footrest      \$100</p> <p><input type="checkbox"/> Heel Straps      \$25 Ea.</p> <p><input type="checkbox"/> ELR Knee Buttons      \$80 Pr.</p> <p><input type="checkbox"/> Footplate w/ELR      \$200</p> <p><b>TILT ACCESSORIES</b></p> <p><input type="checkbox"/> Rehab Headrest Pad      \$170</p> <p><input type="checkbox"/> Rehab Headrest Assembly      \$180</p> <p><input type="checkbox"/> Rehab Headrest Removable Cover      \$60</p> <p><input type="checkbox"/> Edema Pad      \$140 Ea.</p> <p><input type="checkbox"/> 10" Longer Lap Restraint      \$60</p> <p><input type="checkbox"/> Aircraft Type Lap Restraint      \$70</p> <p><input type="checkbox"/> Tie Down Anchor Points      \$160</p> <p><input type="checkbox"/> Lateral Thoracic Supports (not installed)      \$460 Pair (Factory installation requires Mounting Tracks)</p> <p><input type="checkbox"/> Mounting Tracks      \$110</p> <p><input type="checkbox"/> Elbow Block Right Mounted      \$30 Ea.</p> <p><input type="checkbox"/> Elbow Block Left Mounted      \$30 Ea.</p>	<p><b>BATTERIES</b></p> <p><input type="checkbox"/> Group 22 (each - 2 required)      \$270</p> <p><b>OTHER ACCESSORIES &amp; OPTIONS</b></p> <p><input type="checkbox"/> Basket - Folding      \$36</p> <p><input type="checkbox"/> Cup Holder      \$24</p> <p><input type="checkbox"/> Flag      \$40</p> <p><input type="checkbox"/> Front Bag      \$50</p> <p><input type="checkbox"/> Oxygen Cylinder Holder      \$150</p> <p><input type="checkbox"/> O2 Mounting Hardware      Call</p> <p><input type="checkbox"/> Saddle Bag      \$30</p>
<p><b>COMMENTS:</b></p> <p>_____</p> <p>_____</p> <p>_____</p>	<p><b>For Dealers Records Only</b></p> <p>Client Gender    M      F</p> <p>Client Height _____</p> <p>Client Weight _____</p> <p> <input type="checkbox"/> 1 Seat to Shoulder _____  <input type="checkbox"/> 2 Trunk Width _____  <input type="checkbox"/> 3 Chest Width _____  <input type="checkbox"/> 4 Knee to Back _____  <input type="checkbox"/> 5 Seat to Top of Head _____  <input type="checkbox"/> 6 Elbow to Hand _____  <input type="checkbox"/> 7 Hip Width _____  <input type="checkbox"/> 8 Knee to Heel _____         </p> <p>Special Client Conditions _____</p> <p>_____</p> <p>_____</p>



**WARRANTY:**

Please see literature for warranty information.

**NOTE:**

Prices may vary depending on location and dealer. Some part numbers may vary depending on option, color, model, or other factors. Option prices apply only when purchased with a Equalizer. **Please contact PaceSaver customer service to be sure of correct pricing and part numbers.** This price list supersedes all previous price lists.





# EQUALIZER RFP4 Tilt Base

Page 1 of 2

[www.pacesaver.com](http://www.pacesaver.com)

Fax this MSRP Order Form  
Toll Free to **1-800-862-8782**

Leisure-Lift, Inc.

Effective January 2014

**Call For Custom Order**  
Phone: 1-800-255-0285

## Dealer Account Information

**Please fill out all information completely**

Account No.: _____ PO#: _____	Ship to: _____
Dealer: _____	Address: _____
Address: _____	City/ST/Zip: _____
City, State, Zip: _____	Phone: _____
Phone: _____ Fax: _____	Notes: _____
Contact: _____ Date: _____	E-Mail Address: _____

## Power Base Information

<input type="checkbox"/> <b>Scout RFP4 Power Base-82375</b> <b>\$6,700</b> 300 lb. weight capacity, FWD, 14" Flat Free Tires, 8° MIR, Programmable, Removable/Height & Angle Adjustable Arms.	<b>CONTROLLER (Check one)</b> <input type="checkbox"/> Right Hand     Standard <input type="checkbox"/> Left Hand     NC
<b>COLOR - MIRROR GLAZE™ (Check one)</b> <input type="checkbox"/> Blue <input type="checkbox"/> Red <input type="checkbox"/> Black	<b>CONTROLLER OPTIONS (Check one)</b> <input type="checkbox"/> Non-Integrated (1 function)     Standard <input type="checkbox"/> Integrated (2 Functions)     \$100 <input type="checkbox"/> Retractable     \$199 <input type="checkbox"/> Attendant     \$600 <input type="checkbox"/> Rear Mounted Joystick     \$100

## Equalizer Tilt Information

<input type="checkbox"/> <b>EQUALIZER TILT SYSTEM - 30229</b> <b>\$4,500</b>  <b>FRAME WIDTH</b> (outside to outside of frame tubes) (Check One) Width <input type="checkbox"/> 16" <input type="checkbox"/> 18" <input type="checkbox"/> 20" <input type="checkbox"/> 22"     Standard Custom Size _____ (No wider than 22") \$150 1' Round tubes are standard - Adjustable position. Standard Lap Restraint     NC	<b>BACK HEIGHT (above solid pan)</b> <input type="checkbox"/> Back Height 19" - 24.5" _____     Standard <input type="checkbox"/> Custom Cane Size _____     \$200 (Top of seat pan to top of back _____) <input type="checkbox"/> 1" Square back canes     \$40
<b>FRAME DEPTH</b> <input type="checkbox"/> Depth 14" - 17.5" (specify size _____)     Standard <input type="checkbox"/> Depth Extension (Can not be used with ELR's or Swing-Aways)     \$120	<b>ARMPAD TYPE (Choose One)</b> <input type="checkbox"/> 11" upholstered w/flat top     NC Pair <input type="checkbox"/> 14" upholstered w/flat top     NC Pair <input type="checkbox"/> 11"/14" upholstered w/flat top     NC Pair
<b>SEAT PAN</b> <input type="checkbox"/> Solid seat pan included is 1/4" ABS 24" x 24"     Standard <input type="checkbox"/> Custom Size _____     NC	<b>SEAT CUSHION TYPE</b> <input type="checkbox"/> General Purpose (non-coded) seat cushion <input type="checkbox"/> Up to 20" wide     \$120 <input type="checkbox"/> Wider than 20"     \$160 <input type="checkbox"/> None
<b>BACK TYPE</b> Curved back -18" height     x <input type="checkbox"/> 14" <input type="checkbox"/> 16" <input type="checkbox"/> 18" Standard <input type="checkbox"/> 20"     \$100 <input type="checkbox"/> Omit back     \$<70> <input type="checkbox"/> Custom height (specify size)     \$200 <input type="checkbox"/> Curved - \$150 (_____) <input type="checkbox"/> Flat - \$200 (_____) <input type="checkbox"/> Hardware Mounting Tracks     \$110 <b>Seat back board is 2" narrower than frame width.</b>	<input type="checkbox"/> Admiral's Seat Kit (required with Admiral seat)     Call <input type="checkbox"/> Admiral FB 18" w x 18" deep     Call <input type="checkbox"/> Admiral FB 21" w x 21" (grey vinyl stocked)     Call (Custom order form must be filled out - Extra Lead Time) <input type="checkbox"/> Admiral FB Custom Size     Call (Custom order form must be filled out - Extra Lead Time)
<b>SEAT TO FLOOR</b> (+/- .5" measured from top of seat to floor excluding 3 degree pre-tilt) _____	<b>PRE-TILT SPACERS</b> <input type="checkbox"/> 0° <input type="checkbox"/> 3° <input type="checkbox"/> 6°



**Call For Custom Order**  
Phone: 1-800-255-0285

# EQUALIZER Scout RF-P4Tilt

**Base**  
Page 2 of 2

[www.pacesaver.com](http://www.pacesaver.com)

Fax this MSRP Order Form  
Toll Free to 1-800-862-8782

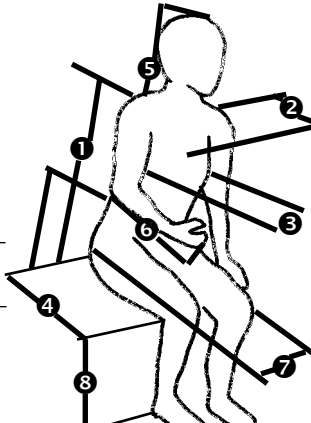
Leisure-Lift, Inc.  
Effective January 2014

## Dealer Account Information

*Please fill out all information completely*

Account No.: _____ PO#: _____	Ship to: _____
Dealer: _____	Address: _____
Address: _____	City/ST/Zip: _____
City, State, Zip: _____	Phone: _____
Phone: _____ Fax: _____	Notes: _____
Contact: _____ Date: _____	E-Mail Address: _____

## Equalizer Tilt Information Continued

<p><b>LEG RIGGINGS</b></p> <p><input type="checkbox"/> Center column mounted foot plate Standard \$160</p> <p><input type="checkbox"/> Right Hand Elevating Legrest \$160</p> <p><input type="checkbox"/> Left Hand Elevating Legrest \$100</p> <p><input type="checkbox"/> Right Hand Footrest \$100</p> <p><input type="checkbox"/> Left Hand Footrest \$25 Ea.</p> <p><input type="checkbox"/> Heel Straps \$80 Pr.</p> <p><input type="checkbox"/> ELR Knee Buttons \$200</p> <p><input type="checkbox"/> Footplate w/ELR</p> <p><b>TILT ACCESSORIES</b></p> <p><input type="checkbox"/> Rehab Headrest Pad \$170</p> <p><input type="checkbox"/> Rehab Headrest Assembly \$180</p> <p><input type="checkbox"/> Rehab Headrest Removable Cover \$60</p> <p><input type="checkbox"/> Edema Pad \$140 Ea.</p> <p><input type="checkbox"/> 10" Longer Lap Restraint \$60</p> <p><input type="checkbox"/> Aircraft Type Lap Restraint \$70</p> <p><input type="checkbox"/> Tie Down Anchor Points \$160</p> <p><input type="checkbox"/> Lateral Thoracic Supports (not installed ) \$460 Pair (Factory installation requires Mounting Tracks)</p> <p><input type="checkbox"/> Mounting Tracks \$110</p> <p><input type="checkbox"/> Elbow Block Right Mounted \$30 Ea.</p> <p><input type="checkbox"/> Elbow Block Left Mounted \$30 Ea.</p>	<p><b>BATTERIES</b></p> <p><input type="checkbox"/> Group 22 (each - 2 required) \$270</p> <p><b>OTHER ACCESSORIES &amp; OPTIONS</b></p> <p><input type="checkbox"/> Basket - Folding \$36</p> <p><input type="checkbox"/> Cup Holder \$24</p> <p><input type="checkbox"/> Flag \$40</p> <p><input type="checkbox"/> Front Bag \$50</p> <p><input type="checkbox"/> Oxygen Cylinder Holder \$150</p> <p><input type="checkbox"/> O2 Mounting Hardware Call</p> <p><input type="checkbox"/> Saddle Bag \$30</p>
<p><b>COMMENTS:</b></p> <p>_____</p> <p>_____</p> <p>_____</p>	<p><b>For Dealers Records Only</b></p> <p>Client Gender M F</p> <p>Client Height _____</p> <p>Client Weight _____</p> <p>① Seat to Shoulder _____</p> <p>② Trunk Width _____</p> <p>③ Chest Width _____</p> <p>④ Knee to Back _____</p> <p>⑤ Seat to Top of Head _____</p> <p>⑥ Elbow to Hand _____</p> <p>⑦ Hip Width _____</p> <p>⑧ Knee to Heel _____</p> <p>Special Client Conditions _____</p> <p>_____</p> <p>_____</p> 

**WARRANTY:**

Please see literature for warranty information.

**NOTE:**

Prices may vary depending on location and dealer. Some part numbers may vary depending on option, color, model, or other factors. Option prices apply only when purchased with a Equalizer. **Please contact PaceSaver customer service to be sure of correct pricing and part numbers.** This price list supersedes all previous price lists.



Call For Custom Order  
Phone: 1-800-255-0285

# EQUALIZER SCOUT RF-P4 Tilt Base Heavy Duty

Page 1 of 2

www.pacesaver.com

Fax this MSRP Order Form  
Toll Free to 1-800-862-8782

Leisure-Lift, Inc.  
Effective January 2014

## Dealer Account Information

Please fill out all information completely

Account No.: _____ PO#: _____	Ship to: _____
Dealer: _____	Address: _____
Address: _____	City/ST/Zip: _____
City, State, Zip: _____	Phone: _____
Phone: _____ Fax: _____	Notes: _____
Contact: _____ Date: _____	E-Mail Address: _____

## Power Base Information

<input type="checkbox"/> <b>Scout RF-P4 Base-82647</b> <b>\$6,700</b> 400 lb. weight capacity, FWD, 14" Flat Free Tires, 8° MIR, Programmable, Removable/Height & Angle Adjustable Arms.	<b>CONTROLLER (Check one)(90 AMP with 2 actuators)</b> <input type="checkbox"/> Right Hand Standard <input type="checkbox"/> Left Hand NC
<b>COLOR - MIRROR GLAZE™ (Check one)</b> <input type="checkbox"/> Blue <input type="checkbox"/> Red <input type="checkbox"/> Black	<b>CONTROLLER OPTIONS (Check one)</b> <input type="checkbox"/> Non-Integrated (1 Function) N/C <input type="checkbox"/> 2 Functions \$100 <input type="checkbox"/> Retractable \$199 <input type="checkbox"/> Attendant \$600 <input type="checkbox"/> Rear Mounted Joystick \$100
<input type="checkbox"/> EQUALIZER BASE SYSTEM - [Required] \$ 4500 <input type="checkbox"/> 450lb Tilt Option (400 max w/tilt) \$ 2595	

## Boss Equalizer Heavy Duty Tilt Information

<b>FRAME WIDTH</b> (outside to outside of frame tubes) (Check One) Width <input type="checkbox"/> 22" <input type="checkbox"/> 24" <input type="checkbox"/> 26" Standard Custom Size _____ (No wider than 30") \$150 1' Square tubes are standard - Adjustable position. Standard Lap Restraint NC	<b>SEAT TO FLOOR</b> (+/- .5" measured from top of seat to floor excluding 3 degree pre-tilt) _____
<b>FRAME DEPTH</b> <input type="checkbox"/> Depth 18" - 22" (specify size _____) Standard <input type="checkbox"/> Depth Extension (Can not be used with ELR's or Swing-Aways) \$120 custom size no deeper than 28"	<b>BACK HEIGHT (above solid pan)</b> <input type="checkbox"/> Back Height 19" - 27" _____ Standard <input type="checkbox"/> Custom Cane Size _____ \$200 (Top of seat pan to top of back _____) <input type="checkbox"/> 1" Square back canes \$40
<b>SEAT PAN</b> <input type="checkbox"/> Solid seat pan included is 1/4" ABS Standard Cut to fit <input type="checkbox"/> Custom Size _____	<b>ARMPAD TYPE (Choose One)</b> <input type="checkbox"/> 11" upholstered w/flat top NC Pair <input type="checkbox"/> 14" upholstered w/flat top NC Pair <input type="checkbox"/> 11"/14" upholstered w/flat top NC Pair
<b>BACK TYPE</b> (18" height) Contoured back - <input type="checkbox"/> 22" <input type="checkbox"/> 24" <input type="checkbox"/> 26 <input type="checkbox"/> 28 Standard <input type="checkbox"/> > 28 ( No wider than 30") \$100 <input type="checkbox"/> Omit back <input type="checkbox"/> Custom height (specify size) \$200 <input type="checkbox"/> Endomorphic 2" or 4" offset \$170 pr	<b>SEAT CUSHION TYPE</b> <input type="checkbox"/> General Purpose (non-coded) seat cushion <input type="checkbox"/> Up to 24" wide \$120 <input type="checkbox"/> Wider than 24" \$160 <input type="checkbox"/> None
<b>BACK GAP</b> Standard gap is 5" Privacy Flap (gaps larger than 8 " require flap) \$40	<b>Admiral Style seat currently unavailable on tilt</b>  <b>PRE-TILT</b> <input type="checkbox"/> 0° <input type="checkbox"/> 5°



**Call For Custom Order**  
Phone: 1-800-255-0285

# EQUALIZER SCOUT RF-P4 Tilt

**Base**  
Page 2 of 2

[www.pacesaver.com](http://www.pacesaver.com)

Fax this MSRP Order Form  
Toll Free to 1-800-862-8782

Leisure-Lift, Inc.  
Effective January 2014

## Dealer Account Information

**Please fill out all information completely**

Account No.: _____ PO#: _____	Ship to: _____
Dealer: _____	Address: _____
Address: _____	City/ST/Zip: _____
City, State, Zip: _____	Phone: _____
Phone: _____ Fax: _____	Notes: _____
Contact: _____ Date: _____	E-Mail Address: _____

## Boss Equalizer Heavy Duty Tilt Information

### LEG RIGGINGS

- Center column HD mounted foot plate \$1000
- Center column HD individual footplates \$1000 pr
- HD RH Elevating Legrest \$550
- HD LH Elevating Legrest \$550
- HD Power RH Elevating Legrest \$900
- HD Power LH Elevating Legrest \$900
- Ctr Power HD mounted foot plate \$1870
- Ctr Power HD individual footplates \$2110
- Ctr mount Anti-tip
- Right Hand SW Footrest \$160
- Left Hand SW Footrest \$160
- Heel Straps \$25 Ea.
- ELR Knee Buttons \$80 Pr.
- Footplate w/ELR \$200

### TILT ACCESSORIES

- Rehab Headrest Pad \$170
- Rehab Headrest Assembly \$180
- Rehab Headrest Removable Cover \$60
- Edema Pad \$140 Ea.
- 10" Longer Lap Restraint \$60
- Aircraft Type Lap Restraint \$70
- Tie Down Anchor Points \$160
- Lateral Thoracic Supports (not installed) ) \$460 Pair  
(Factory installation requires Mounting Tracks)
- Mounting Tracks \$110
- Elbow Block Right Mounted \$30 Ea.
- Elbow Block Left Mounted \$30 Ea.

### BATTERIES

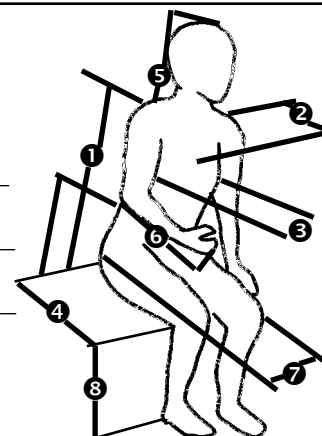
- Group 22 (each - 2 required) \$270

### OTHER ACCESSORIES & OPTIONS

- Basket - Folding \$36
- Cup Holder \$24
- Flag \$40
- Front Bag \$50
- Oxygen Cylinder Holder \$150
- O2 Mounting Hardware Call
- Saddle Bag \$30

Client Gender M F  
Client Height \_\_\_\_\_  
Client Weight \_\_\_\_\_

- ① Seat to Shoulder \_\_\_\_\_
- ② Trunk Width \_\_\_\_\_
- ③ Chest Width \_\_\_\_\_
- ④ Knee to Back \_\_\_\_\_
- ⑤ Seat to Top of Head \_\_\_\_\_
- ⑥ Elbow to Hand \_\_\_\_\_
- ⑦ Hip Width \_\_\_\_\_
- ⑧ Knee to Heel \_\_\_\_\_



Special Client Conditions \_\_\_\_\_

Signature Required \_\_\_\_\_

### WARRANTY:

Please see literature for warranty information.

### NOTE:

Prices may vary depending on location and dealer. Some part numbers may vary depending on option, color, model, or other factors. Option prices apply only when purchased with a Equalizer. **Please contact PaceSaver customer service to be sure of correct pricing and part numbers.** This price list supersedes all previous price lists.



# EQUALIZER BOSS 4.5 Tilt Base

Page 1 of 2

[www.pacesaver.com](http://www.pacesaver.com)

Fax this MSRP Order Form  
Toll Free to **1-800-862-8782**

Leisure-Lift, Inc.

Effective January 2014

**Call For Custom Order**  
Phone: 1-800-255-0285

## Dealer Account Information

**Please fill out all information completely**

Account No.: _____ PO#: _____	Ship to: _____
Dealer: _____	Address: _____
Address: _____	City/ST/Zip: _____
City, State, Zip: _____	Phone: _____
Phone: _____ Fax: _____	Notes: _____
Contact: _____ Date: _____	E-Mail Address: _____

## Power Base Information

<input type="checkbox"/> <b>Scout 4.5 Power Base-82389</b> <b>\$7,309</b> 300 lb. weight capacity, FWD, 14" Flat Free Tires, 8° MIR, Programmable, Removable/Height & Angle Adjustable Arms.	<b>CONTROLLER (Check one)(90 AMP with 2 actuators)</b> <input type="checkbox"/> Right Hand Standard <input type="checkbox"/> Left Hand NC
<input type="checkbox"/> Power Seat \$1348	<b>CONTROLLER OPTIONS (Check one)</b> <input type="checkbox"/> Non-Integrated ( 1 function) Standard <input type="checkbox"/> Integrated (2 Functions) \$100 <input type="checkbox"/> Retractable \$199 <input type="checkbox"/> Attendant \$600 <input type="checkbox"/> Rear Mounted Joystick \$100
<b>COLOR - MIRROR GLAZE™ (Check one)</b> <input type="checkbox"/> Blue <input type="checkbox"/> Red <input type="checkbox"/> Black	

## Equalizer Tilt Information

<input type="checkbox"/> <b>EQUALIZER TILT SYSTEM - 30229 \$4500</b>	<b>BACK HEIGHT (above solid pan)</b> <input type="checkbox"/> Back Height 19" - 24.5" _____ Standard <input type="checkbox"/> Custom Cane Size _____ \$200 (Top of seat pan to top of back _____) <input type="checkbox"/> 1" Square back canes \$40
<b>FRAME WIDTH</b> (outside to outside of frame tubes) <b>(Check One)</b> Width <input type="checkbox"/> 16" <input type="checkbox"/> 18" <input type="checkbox"/> 20" <input type="checkbox"/> 22" Standard Custom Size _____ (No wider than 22") \$150 1' Round tubes are standard - Adjustable position. Standard Lap Restraint NC	<b>ARMPAD TYPE (Choose One)</b> <input type="checkbox"/> 11" upholstered w/flat top NC Pair <input type="checkbox"/> 14" upholstered w/flat top NC Pair <input type="checkbox"/> 11"/14" upholstered w/flat top NC Pair
<b>FRAME DEPTH</b> <input type="checkbox"/> Depth 14" - 17.5" (specify size _____) Standard <input type="checkbox"/> Depth Extension (Can not be used with ELR's or Swing-Aways) \$120	<b>SEAT CUSHION TYPE</b> <input type="checkbox"/> General Purpose (non-coded) seat cushion <input type="checkbox"/> Up to 20" wide \$120 <input type="checkbox"/> Wider than 20" \$160 <input type="checkbox"/> None
<b>SEAT PAN</b> <input type="checkbox"/> Solid seat pan included is 1/4" ABS 24" x 24" Standard <input type="checkbox"/> Custom Size _____ NC	<input type="checkbox"/> Admiral Kit (required with Admiral seat) Call <input type="checkbox"/> Admiral FB 18" w x 18" deep Call <input type="checkbox"/> Admiral FB 21" w x 21" (grey vinyl stocked) Call (Custom order form must be filled out - Extra Lead Time) <input type="checkbox"/> Admiral's FB Seat Custom Size Call (Custom order form must be filled out - Extra Lead Time)
<b>BACK TYPE</b> Curved back -18"height <input type="checkbox"/> 14" <input type="checkbox"/> 16" <input type="checkbox"/> 18" Standard <input type="checkbox"/> 20" \$100 <input type="checkbox"/> Omit back \$<70> <input type="checkbox"/> Custom height (specify size) \$200 <input type="checkbox"/> Curved - \$150 (_____) <input type="checkbox"/> Flat - \$200 (_____) <input type="checkbox"/> Hardware Mounting Tracks \$110 <b>Seat back board is 2" narrower than frame width.</b>	<b>PRE-TILT SPACERS</b> <input type="checkbox"/> 0° <input type="checkbox"/> 3° <input type="checkbox"/> 6°
<b>SEAT TO FLOOR</b> (+/- .5" measured from top of seat to floor excluding 3 degree pre-tilt) _____	



# EQUALIZER BOSS 4.5 Tilt Base

Page 2 of 2

[www.pacesaver.com](http://www.pacesaver.com)

Fax this MSRP Order Form  
Toll Free to **1-800-862-8782**

Leisure-Lift, Inc.

Effective January 2014

**Call For Custom Order**  
Phone: 1-800-255-0285

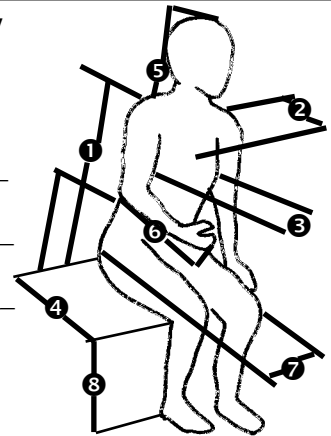
## Dealer Account Information

**Please fill out all information completely**

Account No.: _____ PO#: _____	Ship to: _____
Dealer: _____	Address: _____
Address: _____	City/ST/Zip: _____
City, State, Zip: _____	Phone: _____
Phone: _____ Fax: _____	Notes: _____
Contact: _____ Date: _____	E-Mail Address: _____

## Equalizer Tilt Information Continued

<p><b>LEG RIGGINGS</b></p> <p><input type="checkbox"/> Center column mounted foot plate      Standard</p> <p><input type="checkbox"/> Right Hand Elevating Legrest      \$160</p> <p><input type="checkbox"/> Left Hand Elevating Legrest      \$160</p> <p><input type="checkbox"/> Right Hand Footrest      \$100</p> <p><input type="checkbox"/> Left Hand Footrest      \$100</p> <p><input type="checkbox"/> Heel Straps      \$25 Ea.</p> <p><input type="checkbox"/> ELR Knee Buttons      \$80 Pr.</p> <p><input type="checkbox"/> Footplate w/ELR      \$200</p> <p><b>TILT ACCESSORIES</b></p> <p><input type="checkbox"/> Rehab Headrest Pad      \$170</p> <p><input type="checkbox"/> Rehab Headrest Assembly      \$180</p> <p><input type="checkbox"/> Rehab Headrest Removable Cover      \$60</p> <p><input type="checkbox"/> Edema Pad      \$140 Ea.</p> <p><input type="checkbox"/> 10" Longer Lap Restraint      \$60</p> <p><input type="checkbox"/> Aircraft Type Lap Restraint      \$70</p> <p><input type="checkbox"/> Tie Down Anchor Points      \$160</p> <p><input type="checkbox"/> Lateral Thoracic Supports (not installed ) \$460 Pair (Factory installation requires Mounting Tracks)</p> <p><input type="checkbox"/> Mounting Tracks      \$110</p> <p><input type="checkbox"/> Elbow Block Right Mounted      \$30 Ea.</p> <p><input type="checkbox"/> Elbow Block Left Mounted      \$30 Ea.</p>	<p><b>BATTERIES</b></p> <p><input type="checkbox"/> Group 24 (each - 2 required)      81673      \$340</p> <p><b>OTHER ACCESSORIES &amp; OPTIONS</b></p> <p><input type="checkbox"/> Basket - Folding      \$36</p> <p><input type="checkbox"/> Cup Holder      \$24</p> <p><input type="checkbox"/> Flag      \$40</p> <p><input type="checkbox"/> Front Bag      \$50</p> <p><input type="checkbox"/> Oxygen Cylinder Holder      \$150</p> <p><input type="checkbox"/> O2 Mounting Hardware      Call</p> <p><input type="checkbox"/> Saddle Bag      \$30</p> <p><b>For Dealers Records Only</b></p> <p>Client Gender    M      F</p> <p>Client Height _____</p> <p>Client Weight _____</p> <p>① Seat to Shoulder _____</p> <p>② Trunk Width _____</p> <p>③ Chest Width _____</p> <p>④ Knee to Back _____</p> <p>⑤ Seat to Top of Head _____</p> <p>⑥ Elbow to Hand _____</p> <p>⑦ Hip Width _____</p> <p>⑧ Knee to Heel _____</p> <p>Special Client Conditions _____</p> <p>Signature Required _____</p>
--	---



**WARRANTY:**

Please see literature for warranty information.

**NOTE:**

Prices may vary depending on location and dealer. Some part numbers may vary depending on option, color, model, or other factors. Option prices apply only when purchased with a Equalizer. **Please contact PaceSaver customer service to be sure of correct pricing and part numbers.** This price list supersedes all previous price lists.



Call For Custom Order  
Phone: 1-800-255-0285

**EQUALIZER**  
**Heavy Duty**  
**BOSS 4.5 Tilt Base**  
Page 1 of 2

Fax this MSRP Order Form  
Toll Free to 1-800-862-8782

Leisure-Lift, Inc.  
Effective January 2014

**Dealer Account Information**

**Please fill out all information completely**

Account No.: \_\_\_\_\_ PO#: \_\_\_\_\_  
Dealer: \_\_\_\_\_  
Address: \_\_\_\_\_  
City, State, Zip: \_\_\_\_\_  
Phone: \_\_\_\_\_ Fax: \_\_\_\_\_  
Contact: \_\_\_\_\_ Date: \_\_\_\_\_

Ship to: \_\_\_\_\_  
Address: \_\_\_\_\_  
City/ST/Zip: \_\_\_\_\_  
Phone: \_\_\_\_\_  
Notes: \_\_\_\_\_  
E-Mail Address: \_\_\_\_\_

**Power Base Information**

**Scout 4.5 Power Base-82389** **\$7,309**  
400 lb. weight capacity, FWD, 14" Flat Free Tires, 8° MIR,  
Programmable, Removable/Height & Angle Adjustable Arms.

**COLOR - MIRROR GLAZE™ (Check one)**  
 Blue  Red  Black

EQUALIZER BASE SYSTEM - required \$ 4500  
 450lb Tilt Option (400 max w/tilt) \$ 2595

**CONTROLLER (Check one)(90 AMP with 2 actuators)**

Right Hand Standard  
 Left Hand NC

**CONTROLLER OPTIONS (Check one)**

Non-integrated (1 function) Standard  
 Integrated (2 Functions ) \$100  
 Retractable \$199  
 Attendant \$600  
 Rear Mounted Joystick \$100

**Boss Equalizer Heavy Duty Tilt Information**

**FRAME WIDTH** (outside to outside of frame tubes) **(Check One)**  
Width  22"  24"  26" Standard  
Custom Size \_\_\_\_\_ (No wider than 30") \$75  
1' Square tubes are standard - Adjustable position.  
Standard Lap Restraint NC

**FRAME DEPTH**  
 Depth 22" - 26" (specify size \_\_\_\_\_") Standard

**SEAT PAN**  
 Solid seat pan included is 1/4" ABS Standard  
Cut to fit  
 Custom Size \_\_\_\_\_ N/C

**BACK TYPE**  
Contoured back -  22"  24"  26 Standard  
 > 28 (no wider than 30") \$150  
 Omit back  
 Custom height (specify size) \$200  
 Endomorphic 2" or 4" offset \$170 pr

**BACK GAP**  
Standard gap is 5"  
Privacy Flap Std  
(gaps larger than 8 " require flap)

**SEAT TO FLOOR** (+/- .5" measured from top of seat to floor  
excluding 3 degree pre-tilt) \_\_\_\_\_

**BACK HEIGHT (above solid pan)**  
 Back Height 19" - 27" \_\_\_\_\_ Standard  
 Custom Cane Size \_\_\_\_\_ \$200  
(Top of seat pan to top of back \_\_\_\_\_)  
 1" Square back canes \$40

**ARMPAD TYPE (Choose One)**  
 11" upholstered w/flat top NC Pair  
 14" upholstered w/flat top NC Pair  
 11"/14" upholstered w/flat top NC Pair

**SEAT CUSHION TYPE**  
 General Purpose (non-coded) seat cushion  
 Up to 24" wide \$120  
 Wider than 24" \$160  
 None

**Admiral Style seat currently unavailable on tilt**

**PRE-TILT**  
 0°  5°



**Call For Custom Order**  
Phone: 1-800-255-0285

# EQUALIZER Heavy Duty BOSS 4.5 Tilt Base Page 2 of 2

Fax this MSRP Order Form  
Toll Free to **1-800-862-8782**  
Leisure-Lift, Inc.  
Effective January 2014

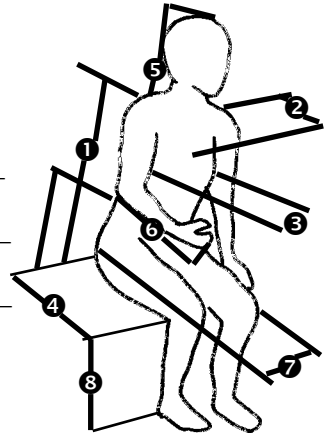
### Dealer Account Information

**Please fill out all information completely**

Account No.: _____ PO#: _____ Dealer: _____ Address: _____ City, State, Zip: _____ Phone: _____ Fax: _____ Contact: _____ Date: _____	Ship to: _____ Address: _____ City/ST/Zip: _____ Phone: _____ Notes: _____ E-Mail Address: _____
--	---

## Boss Equalizer Heavy Duty Tilt Information

<p><b>LEG RIGGINGS</b></p> <table style="width: 100%; border-collapse: collapse;"> <tr><td><input type="checkbox"/> Center column HD mounted foot plate</td><td style="text-align: right;">\$1000</td></tr> <tr><td><input type="checkbox"/> Center column HD individual footplates</td><td style="text-align: right;">\$1000 pr</td></tr> <tr><td><input type="checkbox"/> HD RH Elevating Legrest</td><td style="text-align: right;">\$550</td></tr> <tr><td><input type="checkbox"/> HD LH Elevating Legrest</td><td style="text-align: right;">\$550</td></tr> <tr><td><input type="checkbox"/> HD Power RH Elevating Legrest</td><td style="text-align: right;">\$900</td></tr> <tr><td><input type="checkbox"/> HD Power LH Elevating Legrest</td><td style="text-align: right;">\$900</td></tr> <tr><td><input type="checkbox"/> Ctr column Power HD footplate</td><td style="text-align: right;">\$1870</td></tr> <tr><td><input type="checkbox"/> Ctr column Power individual footplates</td><td style="text-align: right;">\$2110</td></tr> <tr><td><input type="checkbox"/> Power ctr mount anti-tip</td><td></td></tr> <tr><td><input type="checkbox"/> Hand SW Footrest</td><td style="text-align: right;">\$160</td></tr> <tr><td><input type="checkbox"/> Left Hand SW Footrest</td><td style="text-align: right;">\$160</td></tr> <tr><td><input type="checkbox"/> Heel Straps</td><td style="text-align: right;">\$25 Ea.</td></tr> <tr><td><input type="checkbox"/> ELR Knee Buttons</td><td style="text-align: right;">\$80 Pr.</td></tr> <tr><td><input type="checkbox"/> Footplate w/ELR</td><td style="text-align: right;">\$200</td></tr> </table> <p><b>TILT ACCESSORIES</b></p> <table style="width: 100%; border-collapse: collapse;"> <tr><td><input type="checkbox"/> Rehab Headrest Pad</td><td style="text-align: right;">\$170</td></tr> <tr><td><input type="checkbox"/> Rehab Headrest Assembly</td><td style="text-align: right;">\$180</td></tr> <tr><td><input type="checkbox"/> Rehab Headrest Removable Cover</td><td style="text-align: right;">\$60</td></tr> <tr><td><input type="checkbox"/> Edema Pad</td><td style="text-align: right;">\$140 Ea.</td></tr> <tr><td><input type="checkbox"/> 10" Longer Lap Restraint</td><td style="text-align: right;">\$60</td></tr> <tr><td><input type="checkbox"/> Aircraft Type Lap Restraint</td><td style="text-align: right;">\$70</td></tr> <tr><td><input type="checkbox"/> Tie Down Anchor Points</td><td style="text-align: right;">\$160</td></tr> <tr><td><input type="checkbox"/> Lateral Thoracic Supports (not installed )</td><td style="text-align: right;">\$460 Pair</td></tr> <tr><td colspan="2">(Factory installation requires Mounting Tracks)</td></tr> <tr><td><input type="checkbox"/> Mounting Tracks</td><td style="text-align: right;">\$110</td></tr> <tr><td><input type="checkbox"/> Elbow Block Right Mounted</td><td style="text-align: right;">\$30 Ea.</td></tr> <tr><td><input type="checkbox"/> Elbow Block Left Mounted</td><td style="text-align: right;">\$30 Ea.</td></tr> </table>	<input type="checkbox"/> Center column HD mounted foot plate	\$1000	<input type="checkbox"/> Center column HD individual footplates	\$1000 pr	<input type="checkbox"/> HD RH Elevating Legrest	\$550	<input type="checkbox"/> HD LH Elevating Legrest	\$550	<input type="checkbox"/> HD Power RH Elevating Legrest	\$900	<input type="checkbox"/> HD Power LH Elevating Legrest	\$900	<input type="checkbox"/> Ctr column Power HD footplate	\$1870	<input type="checkbox"/> Ctr column Power individual footplates	\$2110	<input type="checkbox"/> Power ctr mount anti-tip		<input type="checkbox"/> Hand SW Footrest	\$160	<input type="checkbox"/> Left Hand SW Footrest	\$160	<input type="checkbox"/> Heel Straps	\$25 Ea.	<input type="checkbox"/> ELR Knee Buttons	\$80 Pr.	<input type="checkbox"/> Footplate w/ELR	\$200	<input type="checkbox"/> Rehab Headrest Pad	\$170	<input type="checkbox"/> Rehab Headrest Assembly	\$180	<input type="checkbox"/> Rehab Headrest Removable Cover	\$60	<input type="checkbox"/> Edema Pad	\$140 Ea.	<input type="checkbox"/> 10" Longer Lap Restraint	\$60	<input type="checkbox"/> Aircraft Type Lap Restraint	\$70	<input type="checkbox"/> Tie Down Anchor Points	\$160	<input type="checkbox"/> Lateral Thoracic Supports (not installed )	\$460 Pair	(Factory installation requires Mounting Tracks)		<input type="checkbox"/> Mounting Tracks	\$110	<input type="checkbox"/> Elbow Block Right Mounted	\$30 Ea.	<input type="checkbox"/> Elbow Block Left Mounted	\$30 Ea.	<p><b>BATTERIES</b></p> <table style="width: 100%; border-collapse: collapse;"> <tr><td><input type="checkbox"/> Group 24 (each - 2 required)</td><td style="text-align: right;">81673</td><td style="text-align: right;">\$340</td></tr> </table> <p><b>OTHER ACCESSORIES &amp; OPTIONS</b></p> <table style="width: 100%; border-collapse: collapse;"> <tr><td><input type="checkbox"/> Basket - Folding</td><td style="text-align: right;">\$36</td></tr> <tr><td><input type="checkbox"/> Cup Holder</td><td style="text-align: right;">\$24</td></tr> <tr><td><input type="checkbox"/> Flag</td><td style="text-align: right;">\$40</td></tr> <tr><td><input type="checkbox"/> Front Bag</td><td style="text-align: right;">\$50</td></tr> <tr><td><input type="checkbox"/> Oxygen Cylinder Holder</td><td style="text-align: right;">\$150</td></tr> <tr><td><input type="checkbox"/> O2 Mounting Hardware</td><td style="text-align: right;">Call</td></tr> <tr><td><input type="checkbox"/> Saddle Bag</td><td style="text-align: right;">\$30</td></tr> </table> <div style="border: 1px solid black; padding: 5px; margin-top: 10px;"> <table style="width: 100%; border-collapse: collapse;"> <tr><td>Client Gender</td><td style="text-align: center;">M</td><td style="text-align: center;">F</td></tr> <tr><td>Client Height</td><td colspan="2">_____</td></tr> <tr><td>Client Weight</td><td colspan="2">_____</td></tr> <tr><td>① Seat to Shoulder</td><td colspan="2">_____</td></tr> <tr><td>② Trunk Width</td><td colspan="2">_____</td></tr> <tr><td>③ Chest Width</td><td colspan="2">_____</td></tr> <tr><td>④ Knee to Back</td><td colspan="2">_____</td></tr> <tr><td>⑤ Seat to Top of Head</td><td colspan="2">_____</td></tr> <tr><td>⑥ Elbow to Hand</td><td colspan="2">_____</td></tr> <tr><td>⑦ Hip Width</td><td colspan="2">_____</td></tr> <tr><td>⑧ Knee to Heel</td><td colspan="2">_____</td></tr> <tr><td>Special Client Conditions</td><td colspan="2">_____</td></tr> <tr><td>Signature Required</td><td colspan="2">_____</td></tr> </table> </div>	<input type="checkbox"/> Group 24 (each - 2 required)	81673	\$340	<input type="checkbox"/> Basket - Folding	\$36	<input type="checkbox"/> Cup Holder	\$24	<input type="checkbox"/> Flag	\$40	<input type="checkbox"/> Front Bag	\$50	<input type="checkbox"/> Oxygen Cylinder Holder	\$150	<input type="checkbox"/> O2 Mounting Hardware	Call	<input type="checkbox"/> Saddle Bag	\$30	Client Gender	M	F	Client Height	_____		Client Weight	_____		① Seat to Shoulder	_____		② Trunk Width	_____		③ Chest Width	_____		④ Knee to Back	_____		⑤ Seat to Top of Head	_____		⑥ Elbow to Hand	_____		⑦ Hip Width	_____		⑧ Knee to Heel	_____		Special Client Conditions	_____		Signature Required	_____	
<input type="checkbox"/> Center column HD mounted foot plate	\$1000																																																																																																												
<input type="checkbox"/> Center column HD individual footplates	\$1000 pr																																																																																																												
<input type="checkbox"/> HD RH Elevating Legrest	\$550																																																																																																												
<input type="checkbox"/> HD LH Elevating Legrest	\$550																																																																																																												
<input type="checkbox"/> HD Power RH Elevating Legrest	\$900																																																																																																												
<input type="checkbox"/> HD Power LH Elevating Legrest	\$900																																																																																																												
<input type="checkbox"/> Ctr column Power HD footplate	\$1870																																																																																																												
<input type="checkbox"/> Ctr column Power individual footplates	\$2110																																																																																																												
<input type="checkbox"/> Power ctr mount anti-tip																																																																																																													
<input type="checkbox"/> Hand SW Footrest	\$160																																																																																																												
<input type="checkbox"/> Left Hand SW Footrest	\$160																																																																																																												
<input type="checkbox"/> Heel Straps	\$25 Ea.																																																																																																												
<input type="checkbox"/> ELR Knee Buttons	\$80 Pr.																																																																																																												
<input type="checkbox"/> Footplate w/ELR	\$200																																																																																																												
<input type="checkbox"/> Rehab Headrest Pad	\$170																																																																																																												
<input type="checkbox"/> Rehab Headrest Assembly	\$180																																																																																																												
<input type="checkbox"/> Rehab Headrest Removable Cover	\$60																																																																																																												
<input type="checkbox"/> Edema Pad	\$140 Ea.																																																																																																												
<input type="checkbox"/> 10" Longer Lap Restraint	\$60																																																																																																												
<input type="checkbox"/> Aircraft Type Lap Restraint	\$70																																																																																																												
<input type="checkbox"/> Tie Down Anchor Points	\$160																																																																																																												
<input type="checkbox"/> Lateral Thoracic Supports (not installed )	\$460 Pair																																																																																																												
(Factory installation requires Mounting Tracks)																																																																																																													
<input type="checkbox"/> Mounting Tracks	\$110																																																																																																												
<input type="checkbox"/> Elbow Block Right Mounted	\$30 Ea.																																																																																																												
<input type="checkbox"/> Elbow Block Left Mounted	\$30 Ea.																																																																																																												
<input type="checkbox"/> Group 24 (each - 2 required)	81673	\$340																																																																																																											
<input type="checkbox"/> Basket - Folding	\$36																																																																																																												
<input type="checkbox"/> Cup Holder	\$24																																																																																																												
<input type="checkbox"/> Flag	\$40																																																																																																												
<input type="checkbox"/> Front Bag	\$50																																																																																																												
<input type="checkbox"/> Oxygen Cylinder Holder	\$150																																																																																																												
<input type="checkbox"/> O2 Mounting Hardware	Call																																																																																																												
<input type="checkbox"/> Saddle Bag	\$30																																																																																																												
Client Gender	M	F																																																																																																											
Client Height	_____																																																																																																												
Client Weight	_____																																																																																																												
① Seat to Shoulder	_____																																																																																																												
② Trunk Width	_____																																																																																																												
③ Chest Width	_____																																																																																																												
④ Knee to Back	_____																																																																																																												
⑤ Seat to Top of Head	_____																																																																																																												
⑥ Elbow to Hand	_____																																																																																																												
⑦ Hip Width	_____																																																																																																												
⑧ Knee to Heel	_____																																																																																																												
Special Client Conditions	_____																																																																																																												
Signature Required	_____																																																																																																												



**WARRANTY:**

Please see literature for warranty information.

**NOTE:**

Prices may vary depending on location and dealer. Some part numbers may vary depending on option, color, model, or other factors. Option prices apply only when purchased with a Equalizer. **Please contact PaceSaver customer service to be sure of correct pricing and part numbers.** This price list supersedes all previous price lists.





Call For Custom Order  
Phone: 1-800-255-0285

# EQUALIZER Heavy Duty BOSS 6NS Tilt Base

Page 1 of 2

Fax this MSRP Order Form  
Toll Free to 1-800-862-8782

Leisure-Lift, Inc.  
Effective January 2014

## Dealer Account Information

Please fill out all information completely

Account No.: _____ PO#: _____	Ship to: _____
Dealer: _____	Address: _____
Address: _____	City/ST/Zip: _____
City, State, Zip: _____	Phone: _____
Phone: _____ Fax: _____	Notes: _____
Contact: _____ Date: _____	E-Mail Address: _____

## Power Base Information

<input type="checkbox"/> <b>BOSS 6NS Power Base-82306</b> <b>\$7,560</b> 600 lb. weight capacity, FWD, 13" Flat Free Tires, 7° MIR, Programmable, Removable/Height & Angle Adjustable Arms. Without Suspension	<b>CONTROLLER (Check one)(90 AMP with 2 actuators)</b> <input type="checkbox"/> Right Hand      Standard <input type="checkbox"/> Left Hand      NC
<b>COLOR - MIRROR GLAZE™ (Check one)</b> <input type="checkbox"/> Blue <input type="checkbox"/> Red <input type="checkbox"/> Black	<b>CONTROLLER OPTIONS (Check one)</b> <input type="checkbox"/> Non-Integrated (1 function)      standard <input type="checkbox"/> Integrated (2 Functions)      \$200 <input type="checkbox"/> Retractable      \$199 <input type="checkbox"/> Attendant      \$600 <input type="checkbox"/> Rear Mounted Joystick      \$100
<input type="checkbox"/> <b>EQUALIZER BASE SYSTEM</b> -required <b>\$ 4500</b> <input type="checkbox"/> 450lb Tilt Option <b>\$ 2595</b> <input type="checkbox"/> 600lb Tilt Option(550 max w/tilt) <b>\$ 2895</b>	

## Boss Equalizer Heavy Duty Tilt Information

<b>FRAME WIDTH</b> (outside to outside of frame tubes) (Check One) Width <input type="checkbox"/> 22" <input type="checkbox"/> 24" <input type="checkbox"/> 26" <input type="checkbox"/> 28"      Standard Custom Size _____ (No wider than 33") \$150 1' Square tubes are standard - Adjustable position. Standard Lap Restraint      NC	<b>BACK HEIGHT (above solid pan)</b> <input type="checkbox"/> Standard Back Height 17"      Standard Adjustable 19" - 27"      Standard <input type="checkbox"/> Custom ( no less than 13")      \$200 <input type="checkbox"/> 1" Square back canes      \$40
<b>FRAME DEPTH</b> <input type="checkbox"/> Depth 18" - 26" (specify size _____")      Standard	<b>BACK GAP</b> Standard gap is 5" Privacy Flap      Std (gaps larger than 8 " require flap)
<b>SEAT PAN</b> <input type="checkbox"/> Solid seat pan included is 1/4" ABS      Standard <input type="checkbox"/> Cut to Fit <input type="checkbox"/> Custom Size _____      NC	<b>ARMPAD TYPE (Choose One)</b> <input type="checkbox"/> 11" upholstered w/flat top      NC Pair <input type="checkbox"/> 14" upholstered w/flat top      NC Pair <input type="checkbox"/> 11"/14" upholstered w/flat top      NC Pair
<b>BACK TYPE</b> Contoured Back <input type="checkbox"/> 22" <input type="checkbox"/> 24" <input type="checkbox"/> 26"      Standard <input type="checkbox"/> contoured > 28      \$150 <input type="checkbox"/> Omit back <input type="checkbox"/> Endomorphic -offset cane option      \$170 pr 2" or 4" offset	<b>SEAT CUSHION TYPE</b> <input type="checkbox"/> General Purpose (non-coded) seat cushion <input type="checkbox"/> Up to 24" wide      \$120 <input type="checkbox"/> Wider than 24"      \$160 <input type="checkbox"/> None
<b>SEAT TO FLOOR</b> (+/- .5" measured from top of seat to floor excluding 3 degree pre-tilt) _____	<b>Admiral style seat currently not available for tilt</b>  <b>PRE-TILT</b> <input type="checkbox"/> 0° <input type="checkbox"/> 5°



Call For Custom Order  
Phone: 1-800-255-0285

# EQUALIZER Heavy Duty BOSS 6NS Tilt Base

Page 2 of 2

Fax this MSRP Order Form  
Toll Free to 1-800-862-8782

Leisure-Lift, Inc.  
Effective January 2014

## Dealer Account Information

**Please fill out all information completely**

Account No.: _____ PO#: _____	Ship to: _____
Dealer: _____	Address: _____
Address: _____	City/ST/Zip: _____
City, State, Zip: _____	Phone: _____
Phone: _____ Fax: _____	Notes: _____
Contact: _____ Date: _____	E-Mail Address: _____

## Boss Equalizer Heavy Duty Tilt Information

### LEG RIGGINGS

- Center column HD mounted foot plate \$1000
- Center column HD individual footplates \$1000 pr
- HD RH Elevating Legrest \$550
- HD LH Elevating Legrest \$550
- HD Power RH Elevating Legrest \$900
- HD Power LH Elevating Legrest \$900
- Ctr column Powered HD footplate \$1930
- Ctr column Powered individual footplates \$2110
- Power Center mount Anti-tip
- Right Hand SW Footrest \$160
- Left Hand SW Footrest \$160
- Heel Straps \$25 Ea.
- ELR Knee Buttons \$80 Pr.
- Footplate w/ELR \$200
- Thigh Supports Fixed \$300
- Thigh Supports Fold Down \$550

### TILT ACCESSORIES

- Rehab Headrest Pad \$170
- Rehab Headrest Assembly \$180
- Rehab Headrest Removable Cover \$60
- Edema Pad \$140 Ea.
- 10" Longer Lap Restraint \$60
- Aircraft Type Lap Restraint \$70
- Tie Down Anchor Points \$160
- Lateral Thoracic Supports (not installed ) \$460 Pair  
(Factory installation requires Mounting Tracks)
- Mounting Tracks \$110
- Elbow Block Right Mounted \$30 Ea.
- Elbow Block Left Mounted \$30 Ea.

### BATTERIES

- Group 24 (each - 2 required) 81673 \$340

### OTHER ACCESSORIES & OPTIONS

- Basket - Folding \$36
- Cup Holder \$24
- Flag \$40
- Front Bag \$50
- Oxygen Cylinder Holder \$150
- O2 Mounting Hardware Call
- Saddle Bag \$30

Client Gender M F

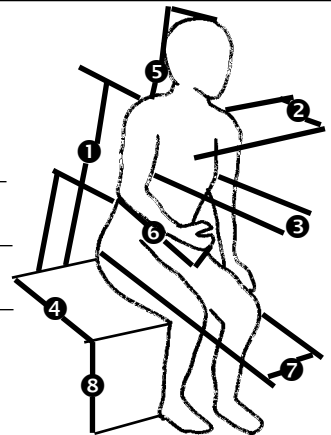
Client Height \_\_\_\_\_

Client Weight \_\_\_\_\_

- 1 Seat to Shoulder \_\_\_\_\_
- 2 Trunk Width \_\_\_\_\_
- 3 Chest Width \_\_\_\_\_
- 4 Knee to Back \_\_\_\_\_
- 5 Seat to Top of Head \_\_\_\_\_
- 6 Elbow to Hand \_\_\_\_\_
- 7 Hip Width \_\_\_\_\_
- 8 Knee to Heel \_\_\_\_\_

Special Client Conditions \_\_\_\_\_

Signature Required \_\_\_\_\_



### WARRANTY:

Please see literature for warranty information.

### NOTE:

Prices may vary depending on location and dealer. Some part numbers may vary depending on option, color, model, or other factors. Option prices apply only when purchased with a Equalizer. **Please contact PaceSaver customer service to be sure of correct pricing and part numbers.** This price list supersedes all previous price lists.



Call For Custom Order  
Phone: 1-800-255-0285

# EQUALIZER Heavy Duty BOSS 6 Tilt Base

Page 1 of 2

Fax this MSRP Order Form  
Toll Free to 1-800-862-8782

Leisure-Lift, Inc.  
Effective January 2014

## Dealer Account Information

**Please fill out all information completely**

Account No.: _____ PO#: _____	Ship to: _____
Dealer: _____	Address: _____
Address: _____	City/ST/Zip: _____
City, State, Zip: _____	Phone: _____
Phone: _____ Fax: _____	Notes: _____
Contact: _____ Date: _____	E-Mail Address: _____

## Power Base Information

<input type="checkbox"/> <b>BOSS 6 Power Base-82676</b> <b>\$12,060</b> 600 lb. weight capacity, FWD, 13" Flat Free Tires, 7° MIR, Programmable, Removable/Height & Angle Adjustable Arms.	<b>CONTROLLER (Check one)(90 AMP with 2 actuators)</b> <input type="checkbox"/> Right Hand Standard <input type="checkbox"/> Left Hand NC
<b>COLOR - MIRROR GLAZE™ (Check one)</b> <input type="checkbox"/> Blue <input type="checkbox"/> Red <input type="checkbox"/> Black	<b>CONTROLLER OPTIONS (Check one)</b> <input type="checkbox"/> Integrated (2 Functions) \$200 <input type="checkbox"/> Retractable \$199 <input type="checkbox"/> Attendant \$600 <input type="checkbox"/> Rear Mounted Joystick \$100
<input type="checkbox"/> <b>EQUALIZER BASE SYSTEM</b> -required \$ 4500 <input type="checkbox"/> 450lb Tilt Option \$ 2595 <input type="checkbox"/> 600lb Tilt Option(550 max w/tilt) \$ 2895	

## Boss Equalizer Heavy Duty Tilt Information

<b>FRAME WIDTH</b> (outside to outside of frame tubes) (Check One) Width <input type="checkbox"/> 24" <input type="checkbox"/> 26" <input type="checkbox"/> 28" <input type="checkbox"/> 30" Standard Custom Size _____ (No wider than 33") \$150 1' Square tubes are standard - Adjustable position. Standard Lap Restraint NC	<b>BACK HEIGHT (above solid pan)</b> <input type="checkbox"/> Standard Back Height 17" Adjustable 19" - 27" Standard <input type="checkbox"/> Custom ( no less than 13") \$200 <input type="checkbox"/> 1" Square back canes \$40
<b>FRAME DEPTH</b> <input type="checkbox"/> Depth 18" - 26" (specify size _____) Standard	<b>BACK GAP</b> Standard gap is 5" Privacy Flap Std (gaps larger than 8 " require flap)
<b>SEAT PAN</b> <input type="checkbox"/> Solid seat pan included is 1/4" ABS Standard <input type="checkbox"/> Cut to Fit <input type="checkbox"/> Custom Size _____ NC	<b>ARMPAD TYPE (Choose One)</b> <input type="checkbox"/> 11" upholstered w/flat top NC Pair <input type="checkbox"/> 14" upholstered w/flat top NC Pair <input type="checkbox"/> 11"/14" upholstered w/flat top NC Pair
<b>BACK TYPE</b> Contoured Back <input type="checkbox"/> 22" <input type="checkbox"/> 24" <input type="checkbox"/> 26" Standard Contoured <input type="checkbox"/> > 28" \$150 <input type="checkbox"/> Omit back <input type="checkbox"/> Endomorphic -offset cane option \$170 pr 2" or 4" offset	<b>SEAT CUSHION TYPE</b> <input type="checkbox"/> General Purpose (non-coded) seat cushion <input type="checkbox"/> Up to 24" wide \$120 <input type="checkbox"/> Wider than 24" \$160 <input type="checkbox"/> None
<b>SEAT TO FLOOR</b> (+/- .5" measured from top of seat to floor excluding 3 degree pre-tilt) _____	<b>Admiral style seat currently not available for tilt</b>  <b>PRE-TILT</b> <input type="checkbox"/> 0° <input type="checkbox"/> 5°



# EQUALIZER BOSS 6 Tilt Base

Page 2 of 2

[www.pacesaver.com](http://www.pacesaver.com)

Fax this MSRP Order Form  
Toll Free to 1-800-862-8782

Leisure-Lift, Inc.

Effective January 2014

**Call For Custom Order**  
Phone: 1-800-255-0285

## Dealer Account Information

**Please fill out all information completely**

Account No.: _____ PO#: _____	Ship to: _____
Dealer: _____	Address: _____
Address: _____	City/ST/Zip: _____
City, State, Zip: _____	Phone: _____
Phone: _____ Fax: _____	Notes: _____
Contact: _____ Date: _____	E-Mail Address: _____

## Boss Equalizer Heavy Duty Tilt Information

### LEG RIGGINGS

- Center column HD mounted foot plate \$1000
- Center column HD individual footplates \$1000 pr
- HD RH Elevating Legrests \$550
- HD LH Elevating Legrest \$550
- HD RH Power Elevating Legrest \$900
- HD LH Power Elevating Legrest \$900
- Ctr Column Power HD mounted footplate \$1930
- Ctr Column Power HD individual Footplates \$2110
- Ctr Mount Power Anti-Tips
- Right Hand SW Footrest \$160
- Left Hand SW Footrest \$160
- Heel Straps \$25 Ea.
- ELR Knee Buttons \$80 Pr.
- Footplate w/ELR \$200
- Thigh Supports Fixed \$300
- Thigh Supports Fold Down \$550

### TILT ACCESSORIES

- Rehab Headrest Pad \$170
- Rehab Headrest Assembly \$180
- Rehab Headrest Removable Cover \$60
- Edema Pad \$140 Ea.
- 10" Longer Lap Restraint \$60
- Aircraft Type Lap Restraint \$70
- Tie Down Anchor Points \$160
- Lateral Thoracic Supports (not installed ) \$460 Pair  
(Factory installation requires Mounting Tracks)
- Mounting Tracks \$110
- Elbow Block Right Mounted \$30 Ea.
- Elbow Block Left Mounted \$30 Ea.

### BATTERIES

- Group 24 (each - 2 required) 81673 \$340

### OTHER ACCESSORIES & OPTIONS

- Basket - Folding \$36
- Cup Holder \$24
- Flag \$40
- Front Bag \$50
- Oxygen Cylinder Holder \$150
- O2 Mounting Hardware Call
- Saddle Bag \$30

Client Gender M F

Client Height \_\_\_\_\_

Client Weight \_\_\_\_\_

① Seat to Shoulder \_\_\_\_\_

② Trunk Width \_\_\_\_\_

③ Chest Width \_\_\_\_\_

④ Knee to Back \_\_\_\_\_

⑤ Seat to Top of Head \_\_\_\_\_

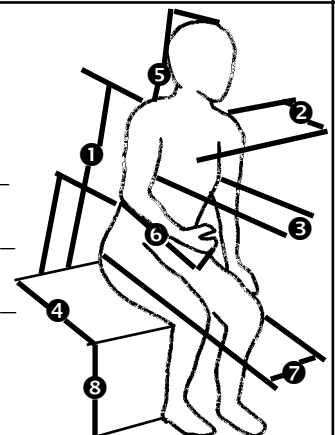
⑥ Elbow to Hand \_\_\_\_\_

⑦ Hip Width \_\_\_\_\_

⑧ Knee to Heel \_\_\_\_\_

Special Client Conditions \_\_\_\_\_

Signature Required \_\_\_\_\_



### WARRANTY:

Please see literature for warranty information.

### NOTE:

Prices may vary depending on location and dealer. Some part numbers may vary depending on option, color, model, or other factors. Option prices apply only when purchased with a Equalizer. **Please contact PaceSaver customer service to be sure of correct pricing and part numbers.** This price list supersedes all previous price lists.



Call For Custom Order  
Phone: 1-800-255-0285

# EQUALIZER Heavy Duty BOSS 6.75 Tilt Base

Page 1 of 2

Fax this MSRP Order Form  
Toll Free to 1-800-862-8782

Leisure-Lift, Inc.  
Effective January 2014

## Dealer Account Information

Please fill out all information completely

Account No.: _____ PO#: _____	Ship to: _____
Dealer: _____	Address: _____
Address: _____	City/ST/Zip: _____
City, State, Zip: _____	Phone: _____
Phone: _____ Fax: _____	Notes: _____
Contact: _____ Date: _____	E-Mail Address: _____

## Power Base Information

<input type="checkbox"/> <b>BOSS 6.75 Power Base-82677</b> <b>\$12,560</b> 675 lb. weight capacity, FWD, 13" Flat Free Tires, 7° MIR, Programmable, Removable/Height & Angle Adjustable Arms.	<b>CONTROLLER (Check one)(90 AMP with 2 actuators)</b> <input type="checkbox"/> Right Hand      Standard <input type="checkbox"/> Left Hand      NC
<b>COLOR - MIRROR GLAZE™ (Check one)</b> <input type="checkbox"/> Blue <input type="checkbox"/> Red <input type="checkbox"/> Black	<b>CONTROLLER OPTIONS (Check one)</b> <input type="checkbox"/> Integrated (2 Functions)      \$200 <input type="checkbox"/> Retractable      \$199 <input type="checkbox"/> Attendant      \$600 <input type="checkbox"/> Rear Mounted Joystick      \$100
<input type="checkbox"/> <b>EQUALIZER BASE SYSTEM</b> -required      \$ 4500 <input type="checkbox"/> 450lb Tilt Option      \$ 2595 <input type="checkbox"/> 600lb Tilt Option(625 max w/tilt)      \$ 2895	

## Boss Equalizer Heavy Duty Tilt Information

<b>FRAME WIDTH</b> (outside to outside of frame tubes) (Check One) Width <input type="checkbox"/> 24" <input type="checkbox"/> 26" <input type="checkbox"/> 28" <input type="checkbox"/> 30"      Standard Custom Size _____ (No wider than 33") \$150 1" Square tubes are standard - Adjustable position. Standard Lap Restraint      NC	<b>BACK HEIGHT (above solid pan)</b> <input type="checkbox"/> Standard Back Height 17" Adjustable 19" - 27"      Standard <input type="checkbox"/> Custom ( no less than 13")      \$200 <input type="checkbox"/> 1" Square back canes      \$40
<b>FRAME DEPTH</b> <input type="checkbox"/> Depth 22" - 26" (specify size _____")      Standard	<b>BACK GAP</b> Standard gap is 5" Privacy Flap      Std (gaps larger than 8 " require flap)
<b>SEAT PAN</b> <input type="checkbox"/> Solid seat pan included is 1/4" ABS      Standard <input type="checkbox"/> Cut to Fit <input type="checkbox"/> Custom Size _____      NC	<b>ARMPAD TYPE (Choose One)</b> <input type="checkbox"/> 11" upholstered w/flat top      NC Pair <input type="checkbox"/> 14" upholstered w/flat top      NC Pair <input type="checkbox"/> 11"/14" upholstered w/flat top      NC Pair
<b>BACK TYPE</b> Contoured Back <input type="checkbox"/> 22" <input type="checkbox"/> 24" <input type="checkbox"/> 26"      Standard > <input type="checkbox"/> 28"      \$150 <input type="checkbox"/> Omit back <input type="checkbox"/> Endomorphic -offset cane option      \$170 pr 2" or 4" offset	<b>SEAT CUSHION TYPE</b> <input type="checkbox"/> General Purpose (non-coded) seat cushion <input type="checkbox"/> Up to 24" wide      \$120 <input type="checkbox"/> Wider than 24"      \$160 <input type="checkbox"/> None
<b>SEAT TO FLOOR</b> (+/- .5" measured from top of seat to floor excluding 3 degree pre-tilt) _____	<b>Admiral style seat currently not available for tilt</b>  <b>PRE-TILT</b> <input type="checkbox"/> 0° <input type="checkbox"/> 5°



Call For Custom Order  
Phone: 1-800-255-0285

# EQUALIZER Heavy Duty BOSS 6.75 Tilt Base

Page 2 of 2

Fax this MSRP Order Form  
Toll Free to 1-800-862-8782

Leisure-Lift, Inc.  
Effective January 2014

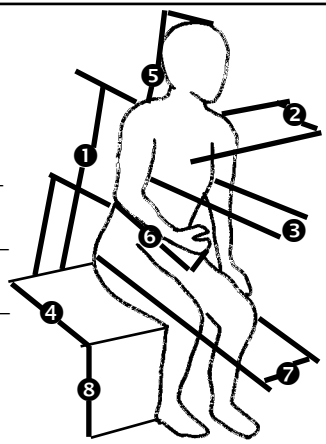
## Dealer Account Information

**Please fill out all information completely**

Account No.: _____ PO#: _____	Ship to: _____
Dealer: _____	Address: _____
Address: _____	City/ST/Zip: _____
City, State, Zip: _____	Phone: _____
Phone: _____ Fax: _____	Notes: _____
Contact: _____ Date: _____	E-Mail Address: _____

## Boss Equalizer Heavy Duty Tilt Information

<p><b>LEG RIGGINGS</b></p> <p><input type="checkbox"/> Center column HD mounted foot plate \$1000</p> <p><input type="checkbox"/> Center column HD individual footplates \$1000 pr</p> <p><input type="checkbox"/> HD RH Elevating Legrest \$550</p> <p><input type="checkbox"/> HD LH Elevating Legrest \$550</p> <p><input type="checkbox"/> HD RH Power Elevating Legrest \$900</p> <p><input type="checkbox"/> HD LH Power Elevating Legrest \$900</p> <p><input type="checkbox"/> Ctr Column Power HD Footplate \$1930</p> <p><input type="checkbox"/> Ctr Column Power HD Ind. Footplates \$2110</p> <p><input type="checkbox"/> Power Center Mount Anti-Tip</p> <p><input type="checkbox"/> Right Hand SW Footrest \$160</p> <p><input type="checkbox"/> Left Hand SW Footrest \$160</p> <p><input type="checkbox"/> Heel Straps \$25 Ea.</p> <p><input type="checkbox"/> ELR Knee Buttons \$80 Pr.</p> <p><input type="checkbox"/> Footplate w/ELR \$200</p> <p><input type="checkbox"/> Thigh Supports Fixed \$300</p> <p><input type="checkbox"/> Thigh Supports Fold Down \$550</p> <p><b>TILT ACCESSORIES</b></p> <p><input type="checkbox"/> Rehab Headrest Pad \$170</p> <p><input type="checkbox"/> Rehab Headrest Assembly \$180</p> <p><input type="checkbox"/> Rehab Headrest Removable Cover \$60</p> <p><input type="checkbox"/> Edema Pad \$140 Ea.</p> <p><input type="checkbox"/> 10" Longer Lap Restraint \$60</p> <p><input type="checkbox"/> Aircraft Type Lap Restraint \$70</p> <p><input type="checkbox"/> Tie Down Anchor Points \$160</p> <p><input type="checkbox"/> Lateral Thoracic Supports (not installed ) \$230 Pair (Factory installation requires Mounting Tracks)</p> <p><input type="checkbox"/> Mounting Tracks \$110</p> <p><input type="checkbox"/> Elbow Block Right Mounted \$30 Ea.</p> <p><input type="checkbox"/> Elbow Block Left Mounted \$30 Ea.</p>	<p><b>BATTERIES</b></p> <p><input type="checkbox"/> Group 24 (each - 2 required) 81673 \$340</p> <p><b>OTHER ACCESSORIES &amp; OPTIONS</b></p> <p><input type="checkbox"/> Basket - Folding \$36</p> <p><input type="checkbox"/> Cup Holder \$24</p> <p><input type="checkbox"/> Flag \$40</p> <p><input type="checkbox"/> Front Bag \$50</p> <p><input type="checkbox"/> Oxygen Cylinder Holder \$150</p> <p><input type="checkbox"/> O2 Mounting Hardware Call</p> <p><input type="checkbox"/> Saddle Bag \$30</p> <p>Client Gender M F</p> <p>Client Height _____</p> <p>Client Weight _____</p> <p>① Seat to Shoulder _____</p> <p>② Trunk Width _____</p> <p>③ Chest Width _____</p> <p>④ Knee to Back _____</p> <p>⑤ Seat to Top of Head _____</p> <p>⑥ Elbow to Hand _____</p> <p>⑦ Hip Width _____</p> <p>⑧ Knee to Heel _____</p> <p>Special Client Conditions _____</p> <p>Signature Required _____</p>
---	---



**WARRANTY:**

Please see literature for warranty information.

**NOTE:**

Prices may vary depending on location and dealer. Some part numbers may vary depending on option, color, model, or other factors. Option prices apply only when purchased with a Equalizer. **Please contact PaceSaver customer service to be sure of correct pricing and part numbers.** This price list supersedes all previous price lists.

- Please refer any questions to our customer service dept at 800-255-0285.
- Customer service is available Monday - Friday, 8:00am to 4:30pm CST.
- Please see product brochures for complete description & specifications.

## CUSTOM COMPONENTS

Because we design and manufacture our products in the United States, we can often solve your special needs with relative ease, lower cost and reasonable lead times.

Below is a list of some of the popular modifications we work with.

Custom seat to floor heights  
 Custom seat sizes  
 Custom back sizes  
 Custom arm support height  
 Custom upholstery selection  
 3/4" lower seat bracket  
 Privacy flap on seating back  
 Hinge extensions to increase gap between seat cushion and back  
 Wedge shape shims to adjust back angle.  
 Raised scooter floor pan  
 Heavy duty front bumper on scooters  
 Extra wide power chair foot plates  
 Charger upgrade on powerchairs (Micro-Light)  
 Powerchair and scooter controller programmable settings  
 Longer Elevating Legrests

Call our customer service department for quotes on custom components.

## **Leisure-Lift, Inc.**

1800 Merriam Lane  
 Kansas City, KS 66106  
 Toll Free: 800-255-0285  
 Fax Free: 800-862-8782  
 Fax: 913-722-2614  
 Email: [leisure-lift@kc.rr.com](mailto:leisure-lift@kc.rr.com)  
[www.pacesaver.com](http://www.pacesaver.com)